

(213) 240-8101

February 20, 2003

The Honorable Board of Supervisors
County of Los Angeles
383 Kenneth Hahn Hall of Administration
500 West Temple Street
Los Angeles, California 90012

Dear Supervisors:

APPROVAL OF REPORT FOR THE MEDICAID DEMONSTRATION PROJECT
(All Districts) (3 Votes)

IT IS RECOMMENDED THAT YOUR BOARD:

Approve the attached First Quarter Report (“Report”) for Fiscal Year (“FY”) 2002-03 for the Medicaid Demonstration Project, and authorize the Director of Health Services, or his designee, to submit the Report to the State Department of Health Services for transmittal to the Centers for Medicare and Medicaid Services.

PURPOSE/JUSTIFICATION OF RECOMMENDED ACTION:

The recommended action requests that the Board approve and instruct the Director of Health Services to submit the First Quarter Report for FY 2002-03 to the State Department of Health Services (“SDHS” or “State”) for transmittal to the Centers for Medicare and Medicaid Services (“CMS”).

The Department of Health Services (“DHS” or “Department”) is required to submit reports on a quarterly and annual basis to the State and CMS describing the progress made by the Department in meeting the goals of the Medicaid Demonstration Project (“1115 Waiver,” “Demonstration Project,” or “Project”).

FISCAL IMPACT/FINANCING:

None of the Report documents have a fiscal or financing impact.

FACTS AND PROVISIONS/LEGAL REQUIREMENTS:

The County is required to submit reports to the State and CMS on a quarterly and annual basis on the progress of the Department in meeting the goals and requirements under the Demonstration Project. On December 8, 1998, the Board instructed the Department to submit progress reports to the Board prior to submission to the State and CMS.

The Report covers the period July 1, 2002 through September 30, 2002. The Report focuses on the major highlights in the critical areas of ambulatory care visits, Federally Qualified Health Centers, Medi-Cal enrollments, Clinical Resource Management, the Workforce Development Program and Patient Assessment Survey, as well as information on referral center workload. Information in the Report has been validated by DHS' Audit and Compliance Division.

It should be noted that the DHS ambulatory care visit numbers reported in the Report are subject to annual validation by the County's Auditor-Controller.

CONTRACTING PROCESS:

The contracting process is not applicable to the Report.

IMPACT ON CURRENT SERVICES (OR PROJECTS):

None of the Report documents has an impact on current services or projects.

When approved, this Department requires three signed copies of the Board's action.

Respectfully submitted,

Thomas L. Garthwaite, M.D.
Director and Chief Medical Officer

TLG:lb

Attachments (2)

c: Chief Administrative Officer
County Counsel
Executive Officer, Board of Supervisors

Los Angeles County Department of Health Services



FIRST QUARTER REPORT Fiscal Year 2002-03

Medicaid Demonstration Project For Los Angeles County

LOS ANGELES COUNTY ♦ DEPARTMENT OF HEALTH SERVICES

MEDICAID DEMONSTRATION PROJECT

Fiscal Year 2002-03 First Quarter Report

TABLE OF CONTENTS

<u>SECTION</u>		<u>PAGE NUMBER</u>
EXECUTIVE SUMMARY		iii - v
Fiscal Year 2002-03 First Quarter Report		1 - 27
<u>ATTACHMENT NUMBER</u>	<u>TITLE</u>	
Attachment IA	DHS Operated Sites Ambulatory Care Visits by Month	28
Attachment IA-2	Ambulatory Care Visits Per Month by Payor Source at DHS Operated Sites	29 - 34
Attachment IB	DHS PPP/GR Sites Ambulatory Care Visits by Month	35
Attachment IC	DMH Ambulatory Care Outpatient Visits by Quarter	36
Attachment IC-2	Ambulatory Care Visits Per Month by Payor Source at DMH Sites	37 - 43
Attachment II	List of DHS Operated, DHS PPP/GR, DMH Operated and DMH Contracted Site Providers	44 - 48
Attachment III	Summary of Patient Complaints	49

(Verified by DHS Audit and Compliance Division 01/17/03)

Attachment IV	Summary of Referrals Received by the DHS Referral Centers	50
Attachment V	Trends in First Month Reporting of Medi-Cal Eligibles	51
Attachment VI	Increase in Medi-Cal Eligibles	52

LOS ANGELES COUNTY ♦ DEPARTMENT OF HEALTH SERVICES

MEDICAID DEMONSTRATION PROJECT

Progress Status Report Fiscal Year 2002-03 First Quarter

* * * * *

EXECUTIVE SUMMARY

This report summarizes activities and the program status of required deliverables under the five-year extension of the Medicaid Demonstration Project for Fiscal Year (FY) 2002-03. A Milestones Matrix for the First Quarter of FY 2002-03 is also included. Information on patient complaint data and referral center workload are included as attachments.

Major highlights for the First Quarter of FY 2002-03 include:

Ambulatory Care Visits

- The Department of Health Services (DHS) ambulatory care visits for July 2002 through September 2002, as of November 19, 2002, were reported at 590,372.
- DHS Public/Private Partnership-General Relief (PPP/GR) ambulatory care visits for July 2002 through August 2002, as of November 19, 2002, were reported at 118,373.
- The Department of Mental Health (DMH) ambulatory care visits for July 2002 through September 2002, as of November 21, 2002, were reported at 157,239 for DMH-operated sites and 323,925 for DMH-contracted sites; for a total of 481,164 visits.
- On September 24, 2002, the Board of Supervisors approved the new primary care, dental, co-location, takeover, and specialty care agreements, as well as the general relief amendments effective October 1, 2002 through June 30, 2003.

Federally Qualified Health Centers (FQHC)

- In July 2002, four Public/Private Partnership (PPP) agencies were assisted in the preliminary work required for submitting FQHC Look-Alike applications. Six additional agencies will proceed with the preparation and submission of applications for FQHC Look-Alike designation based on assessments completed in July and August 2002.

(Verified by DHS Audit and Compliance Division 01/17/03)

- The Office of Ambulatory Care continued to work with County DHS representatives, the Chief Administrative Office, County Counsel, and two FQHC project consultants in the preparation of DHS and PPP applications for FQHC and FQHC Look-Alike status.

Medi-Cal Enrollments

- Based on the December 1, 2002 MEDS report for the September 2002 month of eligibility, the County reported 1,370,490 Certified Eligibles, exceeding the FY 2002-03 goal of enrolling 1,047,400 Medi-Cal eligibles by 323,090.

Clinic Resource Management (CRM)

- The Planned Cesarean Section and Labor Induction and Delivery inpatient clinical pathway components are being finalized.
- The development of Orthopedic and Laparoscopic Appendectomy inpatient clinical pathways components are underway.

Workforce Development Program (WDP)

- Thirty-eight Licensed Vocational Nurses completed a thirty-nine hour program in Intravenous procedures.
- Forty-six Registered Nurses (RNs) completed a two day training in preceptorship, providing them with skills to guide and support new RNs and RNs already in demanding wards.
- Ten RNs continued their participation in the July 2002 through November 2002 emergency room course at El Camino Community College.
- In September 2002, thirteen RNs began a Critical Care Program at El Camino Community College.
- In September 2002, twenty-six RNs completed an EKG Interpretation course at El Camino Community College.

Patient Assessment Survey (PAS)

- On-site data collection was completed. A total of 2,350 full interviews and 171 pre-visit surveys were completed.

(Verified by DHS Audit and Compliance Division 01/17/03)

- The Patient Assessment Survey Initial Progress Report was submitted to the State DHS on August 21, 2002. The report summarized survey progress to date and included detailed information on the survey methodology, number of participating sites, number of patients surveyed, and response rates.

Included in this report are the following attachments:

Attachment IA reflects the total reported number of ambulatory care visits by month at DHS operated sites.

Attachment IA-2 reflects ambulatory care visits per month by payor source at each DHS operated site.

Attachment IB reflects the total reported number of ambulatory care visits by month at DHS Public/Private Partnerships-General Relief contracted sites.

Attachment IC reflects the total reported number of ambulatory care outpatient visits by quarter at Department of Mental Health sites.

Attachment IC-2 reflects ambulatory care outpatient visits per month by payor source at each Department of Mental Health site.

Attachment II is a list of providers for DHS Operated, DHS PPP/GR, DMH Operated and DMH Contracted sites during the First Quarter of FY 2002-03.

Attachment III is a summary of patient complaints reported at DHS facilities during the First Quarter of FY 2002-03.

Attachment IV is a summary of referrals received by the DHS Referral Centers for the First Quarter of FY 2002-03.

Attachment V provides information on the number of Los Angeles County certified Medi-Cal eligibles and the trends for meeting the 1,047,400 target of Medi-Cal eligibles by June 2003.

Attachment VI reflects the changes in certified Medi-Cal eligibles as reported by the Medi-Cal Eligibility Data System (MEDS) for the period of July 2002 through September 2002.

(Verified by DHS Audit and Compliance Division 01/17/03)

LOS ANGELES COUNTY — DEPARTMENT OF HEALTH SERVICES
Medicaid Demonstration Project
Fiscal Year 2002-03 First Quarter Progress Report
(July 1, 2002 through September 30, 2002)

PROGRAM AREA	OBJECTIVE	MILESTONES	ACTIVITIES	STATUS	COMPLETED
Ambulatory Care Visits	The County must provide a minimum of 3 million outpatient visits annually during the Waiver Extension, State Fiscal Years (SFY) 2000-01 through 2004-05. Outpatient visits shall be provided through County Comprehensive Health Centers (CHCs), County Department of Health Services (DHS) Health Centers (HCs), public mental health clinics operated by the County Department of Mental Health (DMH), hospital-based clinics operated as outpatient departments of County hospitals, and private clinics that provide health services to the indigent (including General Relief recipients) under Public/Private Partnership (PPP) agreements with County DHS or County DMH.	Maintain a minimum of 2.3 million outpatient visits annually by County clinics throughout each of the years of the Waiver Extension, SFYs 2000-01 through 2004-05.			
		Targeted outpatient visits by County-operated clinics for Fiscal Year (FY) 2000-01: 2.3 million		Ambulatory Care Visit Target achieved for County-Operated Sites for FY 2000-01: DHS-Operated Sites: 2,272,143* DMH-Operated Sites: 662,698* Total Visits Reported: 2,934,841 * Reported numbers based on County DHS Controller's Division-Workload Status Reports and DMH, Planning Division Report.	√
		Targeted outpatient visits by County-operated clinics for FY 2001-02: 2.3 million		Ambulatory Care Visit Target achieved for County-Operated Sites for FY 2001-02: DHS-Operated Sites: 2,357,193* DMH-Operated Sites: 664,348** Total Visits Reported: 3,021,541 * Reported numbers based on County DHS Controller's Division-Workload Status Reports through June 2002, as of August 23, 2002. ** Reported numbers based on County DMH, Planning Division Report through May 2002, as of August 2002.	√

■ Shaded Area Reflects Achieved Milestones

LOS ANGELES COUNTY — DEPARTMENT OF HEALTH SERVICES
Medicaid Demonstration Project
Fiscal Year 2002-03 First Quarter Progress Report
(July 1, 2002 through September 30, 2002)

PROGRAM AREA	OBJECTIVE	MILESTONES	ACTIVITIES	STATUS	COMPLETED
Ambulatory Care Visits (Continued)		Targeted outpatient visits by County-operated clinics for FY 2002-03: 2.3 million		Ambulatory Care Visits during the first quarter of FY 2002-03 were reported as follows: <u>County-Operated Sites:</u> First Quarter: DHS-Operated Sites: 590,372* DMH-Operated Sites: 157,239** Y-T-D Total: 747,611 * Reported numbers based on County DHS Controller's Division-Workload Status Reports through September 2002, as of November 19, 2002. ** Reported numbers based on County DMH, Planning Division Report through September 2002, as of November 21, 2002.	
		Targeted outpatient visits by County-operated clinics for FY 2003-04: 2.3 million			
		Targeted outpatient visits by County-operated clinics for FY 2004-05: 2.3 million			

 Shaded Area Reflects Achieved Milestones

LOS ANGELES COUNTY — DEPARTMENT OF HEALTH SERVICES
Medicaid Demonstration Project
Fiscal Year 2002-03 First Quarter Progress Report
(July 1, 2002 through September 30, 2002)

PROGRAM AREA	OBJECTIVE	MILESTONES	ACTIVITIES	STATUS	COMPLETED
Ambulatory Care Visits (Continued)		At least 700,000 of the 3 million outpatient visits provided annually shall be provided through private providers under PPP agreements with County DHS or County DMH.			
		Targeted outpatient visits by contracted sites for FY 2000-01: 700,000		Ambulatory Care Visit Target achieved for contracted sites for FY 2000-01: DHS-Contracted Sites: 720,894*** DMH-Contracted Sites: 1,407,798*** Total Visits Reported: 2,128,692 *** Reported numbers based on County DHS Controller's Division-Workload Status Reports and DMH, Planning Division Report.	√
		Targeted outpatient visits by contracted sites for FY 2001-02: 700,000		Ambulatory Care Visit Target achieved for contracted sites for FY 2001-02: DHS-Contracted Sites: 731,235*** DMH-Contracted Sites: 1,771,281**** Total Visits Reported: 2,502,516 *** Reported numbers based on County DHS Controller's Division-Workload Status Reports through June 2002, as of September 25, 2002. **** Reported numbers based on County DMH, Planning Division Report through May 2002, as of August 2002.	√

■ Shaded Area Reflects Achieved Milestones

LOS ANGELES COUNTY — DEPARTMENT OF HEALTH SERVICES
Medicaid Demonstration Project
Fiscal Year 2002-03 First Quarter Progress Report
(July 1, 2002 through September 30, 2002)

PROGRAM AREA	OBJECTIVE	MILESTONES	ACTIVITIES	STATUS	COMPLETED
Ambulatory Care Visits (Continued)		Targeted outpatient visits by contracted sites for FY 2002-03: 700,000	<p>An All Partners Meeting was held on August 23, 2002.</p> <p>During the last week of August 2002, the Office of Ambulatory Care (OAC) notified all PPP primary care and dental care proposers of funding recommendations effective October 1, 2002, and that current contracts would terminate effective September 30, 2002 for all contractors. OAC notified specialty care providers of the recommendation that their current contracts would be terminated effective September 30, 2002 and that new contracts would be effective October 1, 2002. OAC notified General Relief (GR) providers that no-cost extension amendments would be recommended for the period of April 1, 2003 through June 30, 2003. On September 24, 2002, the Board of Supervisors approved the new primary care and dental agreements, as well as the co-location, takeover, and specialty care agreements effective October 1, 2002 through June 30, 2003. In addition, the Board of Supervisors also approved no cost extensions for the GR amendments through June 30, 2003.</p>	<p>Ambulatory Care Visits during the first quarter of FY 2002-03 were reported as follows:</p> <p>PPP/GR Contracted Sites:</p> <p>First Quarter:</p> <p>DHS-Contracted Sites: 118,373*** DMH-Contracted Sites: 323,925****</p> <p>Y-T-D Total: 442,298</p> <p>*** Reported numbers based on County DHS Controller's Division-Workload Status Reports through August 2002, as of November 19, 2002.</p> <p>**** Reported numbers based on County DMH, Planning Division Report through September 2002, as of November 21, 2002.</p>	

LOS ANGELES COUNTY — DEPARTMENT OF HEALTH SERVICES
Medicaid Demonstration Project
Fiscal Year 2002-03 First Quarter Progress Report
(July 1, 2002 through September 30, 2002)

PROGRAM AREA	OBJECTIVE	MILESTONES	ACTIVITIES	STATUS	COMPLETED
Ambulatory Care Visits (Continued)		Targeted outpatient visits by contracted sites for FY 2003-04: 700,000			
		Targeted outpatient visits by contracted sites for FY 2004-05: 700,000			

 Shaded Area Reflects Achieved Milestones

LOS ANGELES COUNTY — DEPARTMENT OF HEALTH SERVICES
Medicaid Demonstration Project
Fiscal Year 2002-03 First Quarter Progress Report
(July 1, 2002 through September 30, 2002)

PROGRAM AREA	OBJECTIVE	MILESTONES	ACTIVITIES	STATUS	COMPLETED
Federally Qualified Health Centers (FQHC)	The County must use its best effort to secure FQHC status for each County DHS Health Center, Comprehensive Health Center (CHC), hospital outpatient department, and for each County DHS PPP site contracting with County.	By January 1, 2001, the County must assess the potential eligibility for FQHC status of each County DHS Health Center, CHC, hospital outpatient department, and each County PPP site currently contracting with County, and must submit a work plan on how to proceed with the FQHC application process for those entities that are potentially eligible for FQHC status. The work plan must include specific timelines, milestones, and approaches to addressing major issues that may create a barrier to eligibility for FQHC status.		The FQHC assessment report and work plan were submitted to the State DHS by the January 1, 2001 due date.	√
		The work plan must provide that the application process be complete no later than December 1, 2002 .			
		The County must seek a federal decision on all applications for FQHC status by June 30, 2003 .			

■ Shaded Area Reflects Achieved Milestones

LOS ANGELES COUNTY — DEPARTMENT OF HEALTH SERVICES
Medicaid Demonstration Project
Fiscal Year 2002-03 First Quarter Progress Report
(July 1, 2002 through September 30, 2002)

PROGRAM AREA	OBJECTIVE	MILESTONES	ACTIVITIES	STATUS	COMPLETED
FQHCs (Continued)		By January 1, 2001, the County must begin preparing and by April 1, 2001 , the County must begin submitting applications for FQHC status for those County DHS operated sites that are in federally designated areas and that meet all other eligibility requirements for FQHC status.	<p>The Office of Ambulatory Care (OAC) continued to work with County DHS representatives, the Chief Administrative Office, County Counsel, and others to plan and execute a strategy for a single DHS FQHC application.</p> <p>During the first quarter of FY 2002-03, a workgroup met to further develop a strategy for applying for FQHC designation for County facilities. This group is reviewing strategies employed by other public entities in applying for FQHC designation. The DHS applications are also being considered in light of changes currently being absorbed by the County system.</p>		
		The County must direct its PPP contractors to begin submitting applications for FQHC status by April 1, 2001, for those County DHS PPP sites that are in federally designated areas and that meet all other eligibility requirements for FQHC status.	<p>OAC continued to work with PPP sites to submit FQHC Look-Alike applications. During the month of July 2002, four PPP agencies were assisted in the preliminary work required for submitting applications. The agencies assisted were: 1) Clinica Para Las Americas; 2) East Los Angeles Health Task Force; 3) Harbor Free Clinic; and 4) Chinatown Service Center.</p> <p>Six additional PPP agencies are preparing and submitting applications for FQHC Look-Alike designation. This is based on assessments completed in July and August 2002. The agencies that will be preparing applications are: 1) Little Company of Mary; 2) Chinatown Service Center; 3) Westside Family Health Clinic; 4) Family Health Care Centers of Greater L.A.; 5) Valley Community Clinic; and 6) Wilmington Community Clinic.</p>	During the first quarter of FY 2001-02, the Centers for Medicare and Medicaid Services (CMS) granted FQHC Look-Alike status to Queens Care/Franciscan Clinics.	√

■ Shaded Area Reflects Achieved Milestones

LOS ANGELES COUNTY — DEPARTMENT OF HEALTH SERVICES
Medicaid Demonstration Project
Fiscal Year 2002-03 First Quarter Progress Report
(July 1, 2002 through September 30, 2002)

PROGRAM AREA	OBJECTIVE	MILESTONES	ACTIVITIES	STATUS	COMPLETED
Cost-Based Reimbursement Clinics (CBRC)	Secure a State Plan Amendment to obtain cost-based reimbursement for County DHS and PPP ambulatory care sites.	By September 30, 2000, submit to the Centers for Medicare and Medicaid Services (CMS) a State Plan Amendment.		The State DHS finalized the State Plan Amendment and forwarded it to CMS by the September 30, 2000 due date.	√

■ Shaded Area Reflects Achieved Milestones

LOS ANGELES COUNTY — DEPARTMENT OF HEALTH SERVICES
Medicaid Demonstration Project
Fiscal Year 2002-03 First Quarter Progress Report
(July 1, 2002 through September 30, 2002)

PROGRAM AREA	OBJECTIVE	MILESTONES	ACTIVITIES	STATUS	COMPLETED
Simplified Reduced-Cost Programs	Simplify the financial screening program for determining whether individuals are eligible to receive services available at County DHS operated outpatient facilities at reduced or no charge (Outpatient Reduced-Cost Simplified Application [ORSA] Plan).	By December 1, 2000, the County will have finalized plans for a Simplified Financial Screening Program.		The Simplified Financial Screening Program Plan was approved by the Los Angeles County Board of Supervisors and submitted to the State DHS by the December 1, 2000 implementation target date. The State DHS forwarded the completed plan to CMS.	√
		The County must commence the hiring of twenty-two (22) new staff and conduct training to implement the ORSA Plan no later than 90 days after CMS' approval of the ORSA Plan.	Training needs are regularly assessed and ORSA training continues to be offered on an as needed basis. During the first quarter of FY 2002-03, thirty-nine (39) employees received ORSA training.	The County met and exceeded this goal. By March 2001, DHS Revenue Management and the facilities hired forty-five (45) new staff and conducted training to implement the ORSA Plan.	√
		The County must implement the ORSA Plan at County DHS Health Centers, CHCs, and hospital outpatient departments 120 days after CMS' approval of the ORSA Plan.		The County met this goal. By March 1, 2001, the ORSA Plan was implemented.	√

■ Shaded Area Reflects Achieved Milestones

LOS ANGELES COUNTY — DEPARTMENT OF HEALTH SERVICES
Medicaid Demonstration Project
Fiscal Year 2002-03 First Quarter Progress Report
(July 1, 2002 through September 30, 2002)

PROGRAM AREA	OBJECTIVE	MILESTONES	ACTIVITIES	STATUS	COMPLETED
Outreach and Enrollment	Implement a comprehensive process to offer every child and adult who receives services through the Project Delivery System the opportunity to apply for Medi-Cal, Healthy Families, Kaiser Kids, or other health coverage for which they may be eligible.	By January 1, 2001, the County will have assessed potential workload for eligibility screening workers at each County DHS service site and each County PPP site.		The workload assessment was completed by the January 1, 2001 due date.	√
		By July 1, 2001, station eligibility or other financial screening workers at those County DHS service sites and County PPP sites that meet the threshold of minimum workload for such workers.	<p>Los Angeles County Department of Public Social Services (DPSS) continues to monitor the workload and makes staffing adjustments, as appropriate.</p> <p>Training needs are regularly assessed and ORSA training continues to be offered on an as needed basis. During the first quarter of FY 2002-03, eleven (11) employees received Medi-Cal training and thirty-eight (38) employees received registration/financial screening training.</p> <p>DHS Revenue Management conducted eleven (11) facility site visits to observe the Financial Screening Process.</p>	Los Angeles County Department of Public Social Services completed the workload assessment at all PPP sites and placed staff accordingly by the July 1, 2001 due date.	√
	Increase the number of individuals in Los Angeles County certified as eligible for Medi-Cal benefits.	<p>Total Certified Eligible Target for FY 2 000-01 is 950,000.</p> <p>(Excludes individuals receiving benefits under the CalWORKS program and Medi-Cal long-term care).</p>		Los Angeles County met and exceeded the required Medi-Cal Certified Eligible target of 950,000 for FY 2000-01. Based on the December 2001 MEDS report, the number of Certified Eligibles reported for the June 2001 Month of Eligibility was 1,108,367, exceeding the target by 158,367.	√
	<p>Total Certified Eligible Target for FY 2001-02 is 997,500.</p> <p>(Excludes individuals receiving benefits under the CalWORKS program and Medi-Cal long-term care).</p>		Los Angeles County met and exceeded the required Medi-Cal Certified Eligible target of 997,500 for FY 2001-02. Based on the September 1, 2002 MEDS report, the number of Certified Eligibles reported for the June 2002 Month of Eligibility was 1,360,674, exceeding the target for FY 2001-02 by 363,174.	√	

■ Shaded Area Reflects Achieved Milestones

LOS ANGELES COUNTY — DEPARTMENT OF HEALTH SERVICES
Medicaid Demonstration Project
Fiscal Year 2002-03 First Quarter Progress Report
(July 1, 2002 through September 30, 2002)

PROGRAM AREA	OBJECTIVE	MILESTONES	ACTIVITIES	STATUS	COMPLETED
Outreach and Enrollment (Continued)		<p>Total Certified Eligible Target for FY 2002-03 is 1,047,400.</p> <p>(Excludes individuals receiving benefits under the CalWORKS program and Medi-Cal long-term care).</p>	<p>The network of community-based contractors are in year two of their contracts providing health coverage outreach and education; enrollment assistance for Medi-Cal, Healthy Families, and other free or affordable health programs; safety net referral services; and eligibility retention assistance for the purpose of increasing access to health care for uninsured children and their families.</p> <p>With assistance from DHS contractors, this project has resulted in 3,611 applications submitted for Medi-Cal, Healthy Families, California Kids, AIM, and Kaiser Cares for Kids Programs; and 5,194 referrals to other health programs for services, e.g., CHPD, PPP/ATP, and CCS, since July 1, 2002.</p>	<p>Los Angeles County met and exceeded the required Medi-Cal Certified Eligible target of 1,047,400 for FY 2002-03. Based on the December 1, 2002 MEDS report, the number of Certified Eligibles reported for the September 2002 Month of Eligibility was 1,370,490, exceeding the target for FY 2002-03 by 323,090.</p>	√

LOS ANGELES COUNTY — DEPARTMENT OF HEALTH SERVICES
Medicaid Demonstration Project
Fiscal Year 2002-03 First Quarter Progress Report
(July 1, 2002 through September 30, 2002)

PROGRAM AREA	OBJECTIVE	MILESTONES	ACTIVITIES	STATUS	COMPLETED
Outreach and Enrollment (Continued)		Total Certified Eligible Target for FY 2003-04 is 1,099,800. (Excludes individuals receiving benefits under the CalWORKS program and Medi-Cal long-term care).			
		Total Certified Eligible Target for FY 2004-05 is 1,154,800. (Excludes individuals receiving benefits under the CalWORKS program and Medi-Cal long-term care).			

LOS ANGELES COUNTY — DEPARTMENT OF HEALTH SERVICES
Medicaid Demonstration Project
Fiscal Year 2002-03 First Quarter Progress Report
(July 1, 2002 through September 30, 2002)

PROGRAM AREA	OBJECTIVE	MILESTONES	ACTIVITIES	STATUS	COMPLETED
Outreach and Enrollment (Continued)	Implement through a pilot project a simplified process to redetermine eligibility to ongoing Medi-Cal benefits in an effort to encourage increased retention.	Through a pilot project to commence on July 1, 2001, the Los Angeles County Department of Public Social Services (DPSS) must implement a redesigned Medi-Cal Redetermination form (MC 210) designed to simplify the reapplication process.		County DPSS met the July 1, 2001 target date to implement a pilot project for the new Simplified Redetermination Process for all applicable Medi-Cal approved participants.	√
		The County will contract for an independent evaluation and audit of this pilot project. The results of the evaluation and audit shall be available to CMS within six months after completion of the first twelve months of the pilot project. The redetermination simplification pilot project will continue during the independent evaluation and audit until it is jointly determined by the State and CMS to discontinue this pilot project.	County DPSS developed a “Scope of Work” for the independent audit. County DPSS is preparing to contract for evaluation and audit services.		

■ Shaded Area Reflects Achieved Milestones

LOS ANGELES COUNTY — DEPARTMENT OF HEALTH SERVICES
Medicaid Demonstration Project
Fiscal Year 2002-03 First Quarter Progress Report
(July 1, 2002 through September 30, 2002)

PROGRAM AREA	OBJECTIVE	MILESTONES	ACTIVITIES	STATUS	COMPLETED
Clinical Resource Management (CRM)	During the Waiver Extension, the County must implement CRM practices, which will consist of inpatient clinical pathways and disease management programs.	By July 1, 2001, the County must develop and submit to the State DHS for approval the methodology for determining baseline inpatient hospital services data for the inpatient clinical pathways component of the CRM initiative.		On June 18, 2001, the methodology was submitted to the State DHS. The State approved the methodology on December 13, 2001.	√
		By July 1, 2001, the County must begin implementation of inpatient clinical pathways.		Implementation of the inpatient clinical pathways began by the July 1, 2001 due date.	√
		By July 1, 2002, the County must begin implementation of disease management programs.		Implementation of the disease management programs was met by the July 1, 2002 due date. The Clinical Disease Management Pediatric Asthma Program is functioning at the LAC+USC Healthcare Network facility including over sixty (60) sites in all DHS clusters. This program was the first Disease Management program in the nation to be accredited by the Joint Commission on Accreditation of Healthcare Organizations.	√

 Shaded Area Reflects Achieved Milestones

LOS ANGELES COUNTY — DEPARTMENT OF HEALTH SERVICES
Medicaid Demonstration Project
Fiscal Year 2002-03 First Quarter Progress Report
(July 1, 2002 through September 30, 2002)

PROGRAM AREA	OBJECTIVE	MILESTONES	ACTIVITIES	STATUS	COMPLETED
CRM (Continued)		By June 30, 2003 , the County must have completed implementation of at least six (6) inpatient clinical pathways.	<p>The following indicates CRM staff's continued progress towards the implementation of inpatient clinical pathways:</p> <p>Hospitals have the ability to order pathways directly from Standard Register on an ongoing basis.</p> <p>Facilities are now entering their data into the data collection tool and submitting them directly to Central CRM.</p> <p>The Planned Cesarean Section and Labor Induction and Delivery inpatient clinical pathway components are being finalized.</p> <p>The development of Laparoscopic Appendectomy and Orthopedic inpatient clinical pathways components have been initiated.</p>	<p>The following inpatient clinical pathways have been implemented:</p> <p>Harbor-UCLA Medical Center implemented the Post-Partum Vaginal, and Cesarean Section inpatient clinical pathways.</p> <p>High Desert Hospital implemented the Appendectomy with and without Rupture, Congestive Heart Failure, and Community Acquired Pneumonia inpatient clinical pathways.</p> <p>LAC+USC Healthcare Network implemented the Congestive Heart Failure, Community Acquired Pneumonia, Post-Partum Vaginal, and Cesarean Section inpatient clinical pathways.</p> <p>Martin Luther King/Drew Medical Center implemented the Appendectomy with and without Rupture, Congestive Heart Failure, Community Acquired Pneumonia, Post-Partum Vaginal, and Cesarean Section inpatient clinical pathways.</p> <p>Olive View-UCLA Medical Center implemented the Appendectomy with and without Rupture, Congestive Heart Failure, Community Acquired Pneumonia, Post-Partum Vaginal, and Cesarean Section inpatient clinical pathways.</p> <p>Rancho Los Amigos National Rehabilitation Center implemented the Congestive Heart Failure and Community Acquired Pneumonia inpatient clinical pathways.</p>	

LOS ANGELES COUNTY — DEPARTMENT OF HEALTH SERVICES
Medicaid Demonstration Project
Fiscal Year 2002-03 First Quarter Progress Report
(July 1, 2002 through September 30, 2002)

PROGRAM AREA	OBJECTIVE	MILESTONES	ACTIVITIES	STATUS	COMPLETED
CRM (Continued)		During FY 2003-04 , it is intended that the County will achieve inpatient savings of \$3 million resulting from the implementation of CRM practices.			
		During FY 2004-05 , it is intended that the County will achieve inpatient savings of \$6 million resulting from the implementation of CRM practices.			

LOS ANGELES COUNTY — DEPARTMENT OF HEALTH SERVICES
Medicaid Demonstration Project
Fiscal Year 2002-03 First Quarter Progress Report
(July 1, 2002 through September 30, 2002)

PROGRAM AREA	OBJECTIVE	MILESTONES	ACTIVITIES	STATUS	COMPLETED
Itemized Data Collection/ Health Insurance Portability and Accountability Act of 1996 (IDC/HIPAA)	The County will implement a standardized County DHS, Department-Wide Charge Description Master (DWCDM), except with respect to pharmacy and central services and supplies provided on an inpatient basis.	By July 1, 2001, the County will have implemented a standardized DWCDM, excluding pharmacy and central services and supplies.		County DHS met its obligation to implement a standardized DWCDM, excluding pharmacy and central services and supplies. Effective July 1, 2001, all clusters began using standardized charge codes.	√
		By December 31, 2001, the County will implement the facility-based Outpatient IDC at County DHS facilities, including collection of International Classification Diseases and HCFA Common Procedure Coding System (HCPCS)/Current Procedural Terminology (CPT) codes.		County DHS met its obligation to implement the facility-based Outpatient IDC at County DHS hospitals, CHCs, and HCs, including the collection of International Classification Diseases and HCPCS/CPT coding, by the December 31, 2001 target implementation date.	√

■ Shaded Area Reflects Achieved Milestones

LOS ANGELES COUNTY — DEPARTMENT OF HEALTH SERVICES
Medicaid Demonstration Project
Fiscal Year 2002-03 First Quarter Progress Report
(July 1, 2002 through September 30, 2002)

PROGRAM AREA	OBJECTIVE	MILESTONES	ACTIVITIES	STATUS	COMPLETED
IDC/HIPAA (Continued)	The County must update and convert its coding systems for claiming for Medi-Cal services to conform with all HIPAA requirements, concurrent with the State's compliance with HIPAA and consistent with the standards required of all other Medi-Cal providers.		<p>A Current State Assessment is being conducted to develop a HIPAA gap analysis and provide recommendations.</p> <p><u>Project Schedule:</u></p> <p>All three assessments and gap analysis are occurring simultaneously. As of September 2002, the HIPAA consultant completed the following:</p> <p><u>Personal Health:</u></p> <p>TCI: 100% Current State Assessment 100% Gap Analysis 100% Recommendations</p> <p>Privacy: 100% Current State Assessment 100% Gap Analysis 100% Recommendations</p> <p>Security: 100% Current State Assessment 100% Gap Analysis 100% Recommendations</p> <p><u>Public Health:</u></p> <p>TCI: 100% Current State Assessment 100% Gap Analysis 100% Recommendations</p> <p>Privacy: 100% Current State Assessment 100% Gap Analysis 100% Recommendations</p> <p>Security: 100% Current State Assessment 100% Gap Analysis 100% Recommendations</p>		

■ Shaded Area Reflects Achieved Milestones

LOS ANGELES COUNTY — DEPARTMENT OF HEALTH SERVICES
Medicaid Demonstration Project
Fiscal Year 2002-03 First Quarter Progress Report
(July 1, 2002 through September 30, 2002)

PROGRAM AREA	OBJECTIVE	MILESTONES	ACTIVITIES	STATUS	COMPLETED
IDC/HIPAA (Continued)			<p style="text-align: center;"><u>Office of Managed Care (OMC):</u></p> <p>TCI: 100% Current State Assessment 100% Gap Analysis 100% Recommendations</p> <p>Privacy: 100% Current State Assessment 100% Gap Analysis 100% Recommendations</p> <p>Security: 100% Current State Assessment 100% Gap Analysis 100% Recommendations</p> <p style="text-align: center;"><u>Overall:</u></p> <p>TCI: 100% Current State Assessment 100% Gap Analysis 100% Recommendations</p> <p>Privacy: 100% Current State Assessment 100% Gap Analysis 100% Recommendations</p> <p>Security: 100% Current State Assessment 100% Gap Analysis 100% Recommendations</p> <p>The Personal Health, Office of Managed, and Public Health Assessments have been completed.</p> <p><u>Ability to Meet Deadline:</u></p> <p>DHS continues working with County Counsel regarding the substantial impact of HIPAA on provider and other contracts.</p> <p>The original deadline for covered entities to comply with the Transactions and Code Sets rules under HIPAA was October 16, 2002. The Administrative Simplification Compliance Act (H.R. 3233) provided for an extension of this deadline until October 16, 2003 for those covered entities that submitted an extension request by October 15, 2002. The County requested such an extension in September 2002.</p>		

LOS ANGELES COUNTY — DEPARTMENT OF HEALTH SERVICES
Medicaid Demonstration Project
Fiscal Year 2002-03 First Quarter Progress Report
(July 1, 2002 through September 30, 2002)

PROGRAM AREA	OBJECTIVE	MILESTONES	ACTIVITIES	STATUS	COMPLETED
Austerity Program	The County must institute an Austerity Program that will result in a total of \$91 million in savings, which is not based on service reductions.	Such savings must be attributed to this Project as follows: SFY 2000-01, \$21.2 million; SFY 2001-02, \$11.7 million; SFY 2002-03, \$15.4 million; SFY 2003-04, \$19.3 million; and SFY 2004-05, \$23.4 million.	The County DHS implemented an Austerity Program to reduce the costs of consultant fees, outside legal fees, memberships, information systems, and other supplies and purchased services for Fiscal Years 2000-01 through 2004-05.		
		The targeted savings for the Austerity Program for State Fiscal Year 2000-01: \$21.2 million.		Austerity Program savings exceeded the target for FY 2000-01. Total savings were \$47.7 million, exceeding the target of \$21.2 million by \$26.5 million.	√
		The targeted savings for the Austerity Program for State Fiscal Year 2001-02: \$11.7 million.		Austerity Program savings exceeded the target for FY 2001-02. Total savings were \$48.2 million, exceeding the target of \$11.7 million by \$36.5 million.	√
		The targeted savings for the Austerity Program for State Fiscal Year 2002-03: \$15.4 million.	Based on a draft report through September 2002, County DHS projects a cumulative savings of \$55.5 million from FY 2000-01 through FY 2002-03, exceeding the target of \$15.4 million by \$40.2 million.		
		The targeted savings for the Austerity Program for State Fiscal Year 2003-04: \$19.3 million.			
		The targeted savings for the Austerity Program for State Fiscal Year 2004-05: \$23.4 million.			

■ Shaded Area Reflects Achieved Milestones

LOS ANGELES COUNTY — DEPARTMENT OF HEALTH SERVICES
Medicaid Demonstration Project
Fiscal Year 2002-03 First Quarter Progress Report
(July 1, 2002 through September 30, 2002)

PROGRAM AREA	OBJECTIVE	MILESTONES	ACTIVITIES	STATUS	COMPLETED
Workforce Development Program (WDP)	The County must develop and implement a plan for worker retraining.	By December 31, 2000, the County will submit to State DHS a work plan to address worker training and restructuring activities in the County's health care system.	<p>The two 18-month Medical Records coding classes that began in September 2001 continued in the first quarter of FY 2002-03.</p> <p>To enhance their skills, a total of thirty-eight Licensed Vocational Nurses ("LVNs") completed a 39-hour program provided by St. Francis Career College, certifying them in Intravenous ("IV") procedures. Of the thirty-eight LVNs, ten were from King/Drew Medical Center (KDMC), sixteen were from Harbor-UCLA Medical Center, and twelve were from Rancho Los Amigos National Rehabilitation Center (NRC).</p> <p>To increase retention of newly graduated RNs and RNs recently assigned to demanding specialty wards, forty-six Registered Nurses (RNs) in various specialties completed a 2-day training in preceptorship, providing them with skills to guide and support new RNs and RNs already in demanding wards.</p> <p>Ten RNs continued in the July 2002 through November 2002 emergency room course at El Camino Community College.</p> <p>In September 2002, thirteen RNs began a Critical Care Program at El Camino Community College that will conclude on December 20, 2002; two of the nurses were from Harbor-UCLA Medical Center and eleven were from KDMC.</p> <p>Also in September 2002, a total of twenty-six RNs completed an EKG Interpretation course provided by El Camino Community College; twenty-two of the nurses were from Harbor-UCLA Medical Center, two were from Rancho Los Amigos NRC; one was from Olive View Medical Center, and one was from KDMC.</p>	<p>The Workplan was submitted to the State DHS by the December 31, 2000 due date.</p> <p>The revised Workplan was approved by the County's Board of Supervisors on September 25, 2001 and submitted to the State DHS on September 27, 2001.</p>	√

■ Shaded Area Reflects Achieved Milestones

LOS ANGELES COUNTY — DEPARTMENT OF HEALTH SERVICES
Medicaid Demonstration Project
Fiscal Year 2002-03 First Quarter Progress Report
(July 1, 2002 through September 30, 2002)

PROGRAM AREA	OBJECTIVE	MILESTONES	ACTIVITIES	STATUS	COMPLETED
WDP (Continued)		Commencing December 1, 2001, the County must provide State DHS with annual reports concerning the Workforce Development Program, which include timetables, benchmarks goals, and planned activities based on updated information from its labor market analysis (as updated) regarding the training needs within the County DHS, as well as how the program may be adjusted to meet the changing needs.			
		The County will provide the State DHS with an Annual Report for FY 2000-01.		The County met its obligation to submit an annual report concerning the WDP for the period of July 1, 2000 through June 30, 2001 to the State DHS by the December 1, 2001 due date.	√
		The County will provide the State DHS with an Annual Report for FY 2001-02.			
		The County will provide the State DHS with an Annual Report for FY 2002-03.			
		The County will provide the State DHS with an Annual Report for FY 2003-04.			
		The County will provide the State DHS with an Annual Report for FY 2004-05.			

■ Shaded Area Reflects Achieved Milestones

LOS ANGELES COUNTY — DEPARTMENT OF HEALTH SERVICES
Medicaid Demonstration Project
Fiscal Year 2002-03 First Quarter Progress Report
(July 1, 2002 through September 30, 2002)

PROGRAM AREA	OBJECTIVE	MILESTONES	ACTIVITIES	STATUS	COMPLETED
WDP (Continued)		During the Waiver Extension, the County must make at least \$13.3 million available to fund workforce training needs as identified in the final work plan.		<p>As of June 2002, the County's Board of Supervisors (Board) approved the County's Budget for FY 2001-02 which included an allocation of \$2.5 million in Workforce Investment Act (WIA) Dislocated Worker funds from the County's Department of Community and Senior Services FY 2001-02 budget to implement the First Year Workplan of the WDP.</p> <p>In addition, the Board approved an appropriation adjustment in the amount of \$2,529,000 in WIA funding for the WDP for FY 2001-02.</p>	

LOS ANGELES COUNTY — DEPARTMENT OF HEALTH SERVICES
Medicaid Demonstration Project
Fiscal Year 2002-03 First Quarter Progress Report
(July 1, 2002 through September 30, 2002)

PROGRAM AREA	OBJECTIVE	MILESTONES	ACTIVITIES	STATUS	COMPLETED
Enhanced Evaluation - Patient Assessment Survey (PAS)	County must conduct two statistically valid sample surveys of all individuals receiving care under the provisions of the project.	Results of the first survey must be provided to CMS within one quarter after all elements of the survey are completed, but not later than June 30, 2002.	<p>On December 4, 2001, County DHS submitted a revised timeline to the State DHS reflecting projections of delays for submission of reports. State DHS forwarded the revised timeline for CMS' review. CMS acknowledged a revised timeline reflecting submission of the Patient Assessment Survey Initial Progress Report by August 30, 2002 and the Final PAS Report by March 30, 2003.</p> <p>As of July 26, 2002, on-site data collection was completed. A total of 2,336 full interviews (both pre-visit and post-visit surveys) were conducted, and 177 pre-visit (without post-visit) surveys were completed. An additional 359 people refused to participate and 166 spoke a language other than English or Spanish. After adding post-visit surveys completed by patients via telephone, the final number is 2,350 full interviews and 171 pre-visit (without post-visit) surveys.</p> <p>Data editing, cleaning, and entry continued and were completed in the month of September 2002. Preliminary unweighted analyses have now been programmed.</p>		
		The County DHS must submit the Patient Assessment Survey Initial Progress Report to the State DHS by August 30, 2002.		The Patient Assessment Survey Initial Progress Report was submitted to the State DHS on August 21, 2002. The report summarized survey progress to date and included detailed information on the survey methodology, number of participating sites, number of patients surveyed, and response rates.	√
		The County DHS must submit the Final Patient Assessment Survey Report to the State DHS by March 30, 2003 .			
		The results of the second survey must be provided to CMS by June 30, 2004 .			

LOS ANGELES COUNTY — DEPARTMENT OF HEALTH SERVICES
Medicaid Demonstration Project
Fiscal Year 2002-03 First Quarter Progress Report
(July 1, 2002 through September 30, 2002)

PROGRAM AREA	OBJECTIVE	MILESTONES	ACTIVITIES	STATUS	COMPLETED
County Financial Commitments	The County must appropriate and retain for use by County DHS for the demonstration related services a total of \$300 million (\$60 million allocated and retained for each State Fiscal Year [SFY]) of amounts received from the County's share of the November 1998 Master Settlement Agreement between California and the tobacco industry ("Tobacco Settlement Funds").	<p>The County must appropriate and retain for use by County DHS for the demonstration related services \$300 million in Tobacco Settlement funds as follows:</p> <p>SFY 2000-01: \$60 million SFY 2001-02: \$60 million SFY 2002-03: \$60 million SFY 2003-04: \$60 million SFY 2004-05: \$60 million</p>			
		<p>During SFY 2000-01, the County must appropriate and retain for use by County DHS for the demonstration related services \$60 million in Tobacco Settlement funds.</p>		<p>At its September 12, 2000 meeting, the Board of Supervisors (BOS) approved an appropriation adjustment transferring \$60 million in Tobacco Settlement funds to DHS for Fiscal Year (FY) 2000-01.</p> <p>On October 23, 2001, the BOS approved the year-end FY 2000-01 Budget Adjustment (BA) transferring surplus funds to the Hospital Enterprise Fund designation for DHS' use.</p>	√
		<p>During SFY 2001-02, the County must appropriate and retain for use by County DHS for the demonstration related services \$60 million in Tobacco Settlement funds.</p>		<p>At its June 25, 2001 meeting, the BOS adopted the 2001-02 Proposed County Budget. The Proposed Budget appropriated \$60 million in Tobacco Settlement funds to DHS for FY 2001-02.</p> <p>At its September 19, 2002 meeting, the BOS approved the FY 2001-02 year-end BA transferring surplus funds to the Hospital Enterprise Fund designation for DHS' use.</p>	√
		<p>During SFY 2002-03, the County must appropriate and retain for use by County DHS for the demonstration related services \$60 million in Tobacco Settlement funds.</p>		<p>At its April 16, 2002 meeting, the BOS approved the FY 2002-03 Proposed County Budget. The Proposed Budget appropriates \$60 million in Tobacco Settlement funds for DHS during FY 2002-03.</p>	

■ Shaded Area Reflects Achieved Milestones

LOS ANGELES COUNTY — DEPARTMENT OF HEALTH SERVICES
Medicaid Demonstration Project
Fiscal Year 2002-03 First Quarter Progress Report
(July 1, 2002 through September 30, 2002)

PROGRAM AREA	OBJECTIVE	MILESTONES	ACTIVITIES	STATUS	COMPLETED
County Financial Commitments (Continued)		During SFY 2003-04, the County must appropriate and retain for use by County DHS for the demonstration related services \$60 million in Tobacco Settlement funds.			
		During SFY 2004-05, the County must appropriate and retain for use by County DHS for the demonstration related services \$60 million in Tobacco Settlement funds.			
	The County must appropriate and retain for use by County DHS for the demonstration related services an additional total of \$100 million of General Fund contributions.	The County must appropriate and retain for use by County DHS for the demonstration related services a total of \$100 million of General Fund contributions as follows: SFY 2001-02: \$10 million SFY 2002-03: \$20 million SFY 2003-04: \$30 million SFY 2004-05: \$40 million			
		During SFY 2001-02, the County must appropriate and retain for use by County DHS for the demonstration related services \$10 million in General Fund contributions.		At its June 25, 2001 meeting the BOS adopted the FY 2001-02 Proposed County Budget. The Proposed Budget appropriated \$10 million in General Fund contributions for DHS' use during FY 2001-02. At its September 19, 2002 meeting, the BOS approved the FY 2001-02 year-end BA transferring surplus funds to the Hospital Enterprise Fund designation for DHS' use.	√

■ Shaded Area Reflects Achieved Milestones

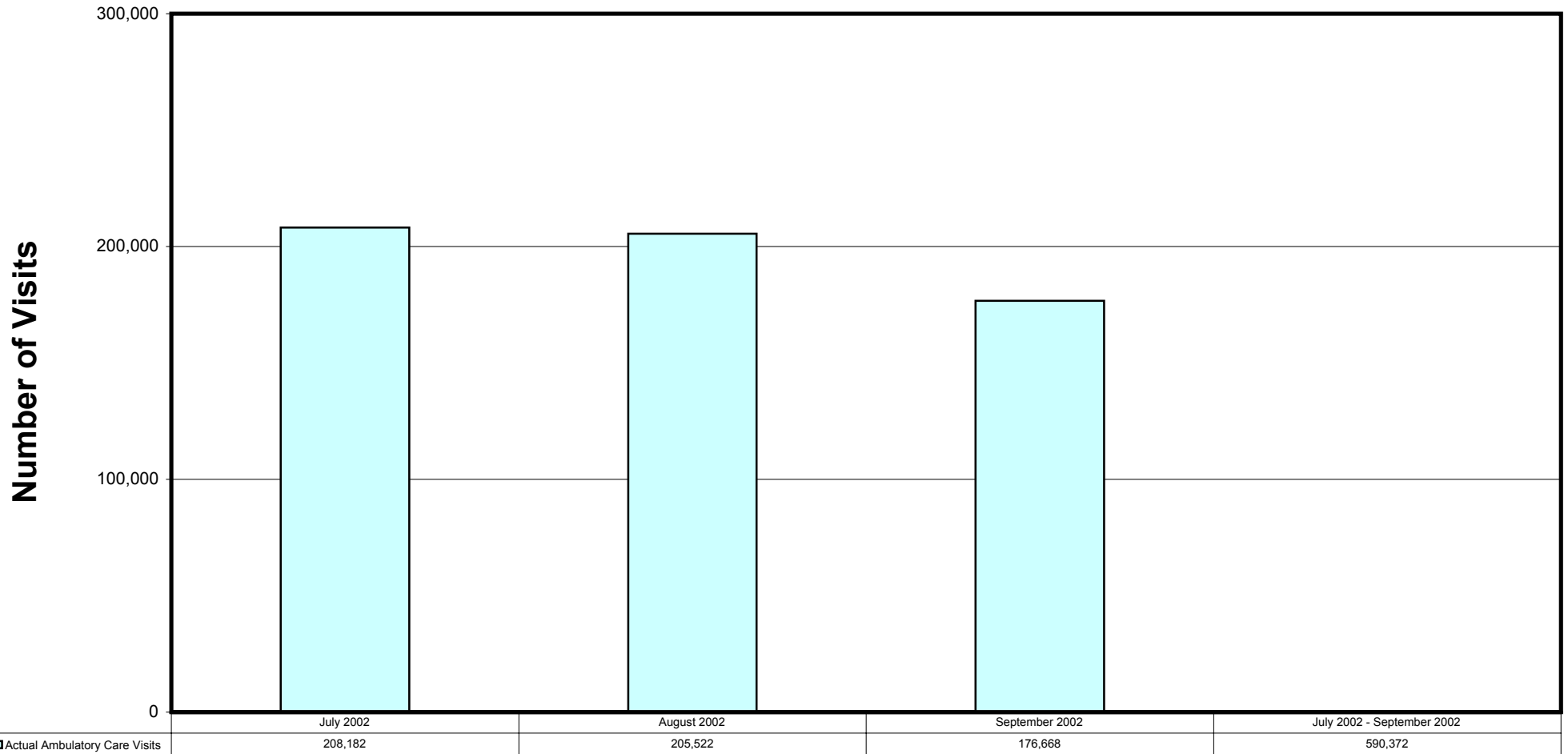
LOS ANGELES COUNTY — DEPARTMENT OF HEALTH SERVICES
Medicaid Demonstration Project
Fiscal Year 2002-03 First Quarter Progress Report
(July 1, 2002 through September 30, 2002)

PROGRAM AREA	OBJECTIVE	MILESTONES	ACTIVITIES	STATUS	COMPLETED
County Financial Commitments (Continued)		During SFY 2002-03, the County must appropriate and retain for use by County DHS for the demonstration related services \$20 million in General Fund contributions.		At its April 16, 2002 the BOS adopted the FY 2002-03 Proposed County Budget. The Proposed Budget appropriates \$20 million in General Fund contributions for DHS' use during FY 2002-03.	
		During SFY 2003-04, the County must appropriate and retain for use by County DHS for the demonstration related services \$30 million in General Fund contributions.			
		During SFY 2004-05, the County must appropriate and retain for use by County DHS for the demonstration related services \$40 million in General Fund contributions.			

S:\FY 2002-2003\FY 2002-03 Reports\Quarterly Reports\1st Quarter Report & Other\Validated 1st Qtr Report 2002-03 & Supporting Docs\01-17-02 Rev Final Report 1st Qtr FY 2002-03.doc

 Shaded Area Reflects Achieved Milestones

**County of Los Angeles ♦ Department of Health Services
DHS-Operated Sites Ambulatory Care Visits by Month
Fiscal Year 2002-03 First Quarter**



Source: DHS Finance Monthly Workload Status Report - Facilities' actuals through September 2002, as of November 19, 2002.

**COUNTY OF LOS ANGELES - DEPARTMENT OF HEALTH SERVICES
 AMBULATORY CARE VISITS PER MONTH BY PAYOR SOURCE AT DHS-OPERATED SITES *
 FISCAL YEAR 2002-03 FIRST QUARTER**

<u>CHC & HC AREA</u>	<u>MONTH</u>	<u>MEDI-CAL</u>	<u>MEDICARE</u>	<u>INDIGENT</u>	<u>OTHER</u>	<u>TOTAL</u>
<u>NORTHEAST HEALTHCARE NETWORK</u>						
Roybal CHC	7	7,583	118	2,180	587	10,468
	8	4,984	935	3,110	1,624	10,653
	9	4,870	456	2,572	1,659	9,557
Hudson CHC	7	8,056	42	5,661	692	14,451
	8	7,936	925	3,768	1,539	14,168
	9	7,369	420	3,608	1,732	13,129
El Monte CHC	7	6,318	107	2,431	219	9,075
	8	4,903	804	2,274	1,262	9,243
	9	5,043	334	2,168	1,247	8,792
Pico Rivera HC	7	643	8	327	23	1,001
	8	497	42	283	123	945
	9	216	11	95	103	425
Alhambra HC	7	986	-	56	50	1,092
	8	681	3	126	226	1,036
	9	221	2	44	94	361
La Puente HC	7	720	3	243	-	966
	8	544	30	136	188	898
	9	421	18	111	307	857
Azusa HC	7	548	3	221	312	1,084
	8	512	26	216	201	955
	9	160	4	73	169	406
Hollywood/Wilshire HC	7	-	-	-	-	-
	8	-	-	-	-	-
	9	-	-	-	-	-

**COUNTY OF LOS ANGELES - DEPARTMENT OF HEALTH SERVICES
AMBULATORY CARE VISITS PER MONTH BY PAYOR SOURCE AT DHS-OPERATED SITES *
FISCAL YEAR 2002-03 FIRST QUARTER**

<u>CHC & HC AREA</u>	<u>MONTH</u>	<u>MEDI-CAL</u>	<u>MEDICARE</u>	<u>INDIGENT</u>	<u>OTHER</u>	<u>TOTAL</u>
Bell Gardens HC (1)	7	658	11	189	51	909
	8	402	76	251	131	860
	9	159	15	85	55	314
Northeast HC	7	-	-	-	-	-
	8	-	-	-	-	-
	9	-	-	-	-	-
<u>COASTAL AREA</u>						
Long Beach CHC	7	373	-	5,378	47	5,798
	8	1,141	-	4,637	188	5,966
	9	800	-	4,771	189	5,760
Bellflower HC	7	334	-	1,078	17	1,429
	8	302	-	749	366	1,417
	9	293	-	880	295	1,468
Norwalk HC	7	413	-	453	3	869
	8	284	-	335	140	759
	9	15	-	62	26	103
Wilmington HC	7	276	-	1,799	24	2,099
	8	356	-	1,352	125	1,832
	9	495	-	1,007	284	1,786
<u>SOUTHWEST</u>						
Humphrey CHC	7	6,301	2	6,709	6	13,018
	8	5,058	-	8,979	1,449	15,486
	9	7,519	-	2,733	3,432	13,684
Compton HC	7	1,072	3	298	-	1,373
	8	1,226	-	-	164	1,390
	9	1,030	-	-	194	1,224

**COUNTY OF LOS ANGELES - DEPARTMENT OF HEALTH SERVICES
 AMBULATORY CARE VISITS PER MONTH BY PAYOR SOURCE AT DHS-OPERATED SITES *
 FISCAL YEAR 2002-03 FIRST QUARTER**

<u>CHC & HC AREA</u>	<u>MONTH</u>	<u>MEDI-CAL</u>	<u>MEDICARE</u>	<u>INDIGENT</u>	<u>OTHER</u>	<u>TOTAL</u>
Florence/Firestone HC	7	1,104	14	438	124	1,680
	8	435	-	319	371	1,125
	9	120	-	15	101	236
Imperial Heights HC	7	1,923	-	1,089	24	3,036
	8	841	-	1,264	463	2,568
	9	242	-	192	161	595
Lawndale HC	7	1,346	6	429	197	1,978
	8	649	-	385	356	1,390
	9	252	-	25	98	375
San Antonio HC	7	923	20	1,811	112	2,866
	8	722	-	1,067	254	2,043
	9	60	-	10	30	100
<u>SAN FERNANDO VALLEY AREA</u>						
Mid Valley CHC	7	430	-	5,917	-	6,347
	8	740	-	5,652	-	6,392
	9	1,131	-	4,814	-	5,945
Burbank HC	7	332	-	674	-	1,006
	8	441	-	216	325	982
	9	257	-	123	98	478
Glendale HC	7	540	-	188	10	738
	8	257	-	334	146	737
	9	154	-	260	174	588
Kennedy School Based (2)	7	6	-	85	-	91
	8	13	-	101	-	114
	9	13	-	53	-	66

**COUNTY OF LOS ANGELES - DEPARTMENT OF HEALTH SERVICES
 AMBULATORY CARE VISITS PER MONTH BY PAYOR SOURCE AT DHS-OPERATED SITES *
 FISCAL YEAR 2002-03 FIRST QUARTER**

<u>CHC & HC AREA</u>	<u>MONTH</u>	<u>MEDI-CAL</u>	<u>MEDICARE</u>	<u>INDIGENT</u>	<u>OTHER</u>	<u>TOTAL</u>
No Hollywood HC	7	1,198	-	-	1,037	2,235
	8	1,820	-	-	332	2,152
	9	1,072	-	-	312	1,384
Pacoima HC (2)	7	1	-	18	-	19
	8	3	-	26	-	29
	9	-	-	-	-	-
San Fernando HC	7	444	-	1,427	449	2,320
	8	1,330	-	790	349	2,469
	9	900	-	648	703	2,251
Sepulveda HC	7	-	-	-	-	-
	8	-	-	-	-	-
	9	-	-	-	-	-
Tujunga HC	7	297	-	342	28	667
	8	556	-	138	94	788
	9	248	-	140	124	512
Vaughn Street School Based (2)	7	2	-	29	-	31
	8	16	-	123	-	139
	9	25	-	107	-	132
<u>ANTELOPE VALLEY AREA</u>						
Antelope Valley HC	7	1,470	7	75	54	1,606
	8	1,163	3	39	316	1,521
	9	1,317	5	49	10	1,381
Palmdale Primary Clinic	7	-	-	-	-	-
	8	-	-	-	-	-
	9	-	-	-	-	-

**COUNTY OF LOS ANGELES - DEPARTMENT OF HEALTH SERVICES
AMBULATORY CARE VISITS PER MONTH BY PAYOR SOURCE AT DHS-OPERATED SITES *
FISCAL YEAR 2002-03 FIRST QUARTER**

CHC & HC AREA	MONTH	MEDI-CAL	MEDICARE	INDIGENT	OTHER	TOTAL
Lake Los Angeles	7	79	53	115	-	247
	8	104	5	24	186	319
	9	217	-	2	-	219
Littlerock (3)	7	122	1	6	4	133
	8	119	0	4	32	155
	9	146	0	5	2	153
South Antelope Valley HC -Primary Care (4)	7	1,468	32	84	41	1,625
	8	839	9	73	685	1,606
	9	1,210	65	317	-	1,592
South Antelope Valley HC -Urgent Care (3)	7	1,055	5	54	39	1,153
	8	859	2	29	233	1,123
	9	1,155	4	43	9	1,211

Notes:

- 1) Data reflects estimates based on Roybal CHC payor percentages
- 2) Data reflects estimates based on Mid Valley CHC payor percentages
- 3) Data reflects estimates based on Antelope Valley HC payor percentages
- 4) Data reflects estimates based on Palmdale Primary Clinic payor percentages

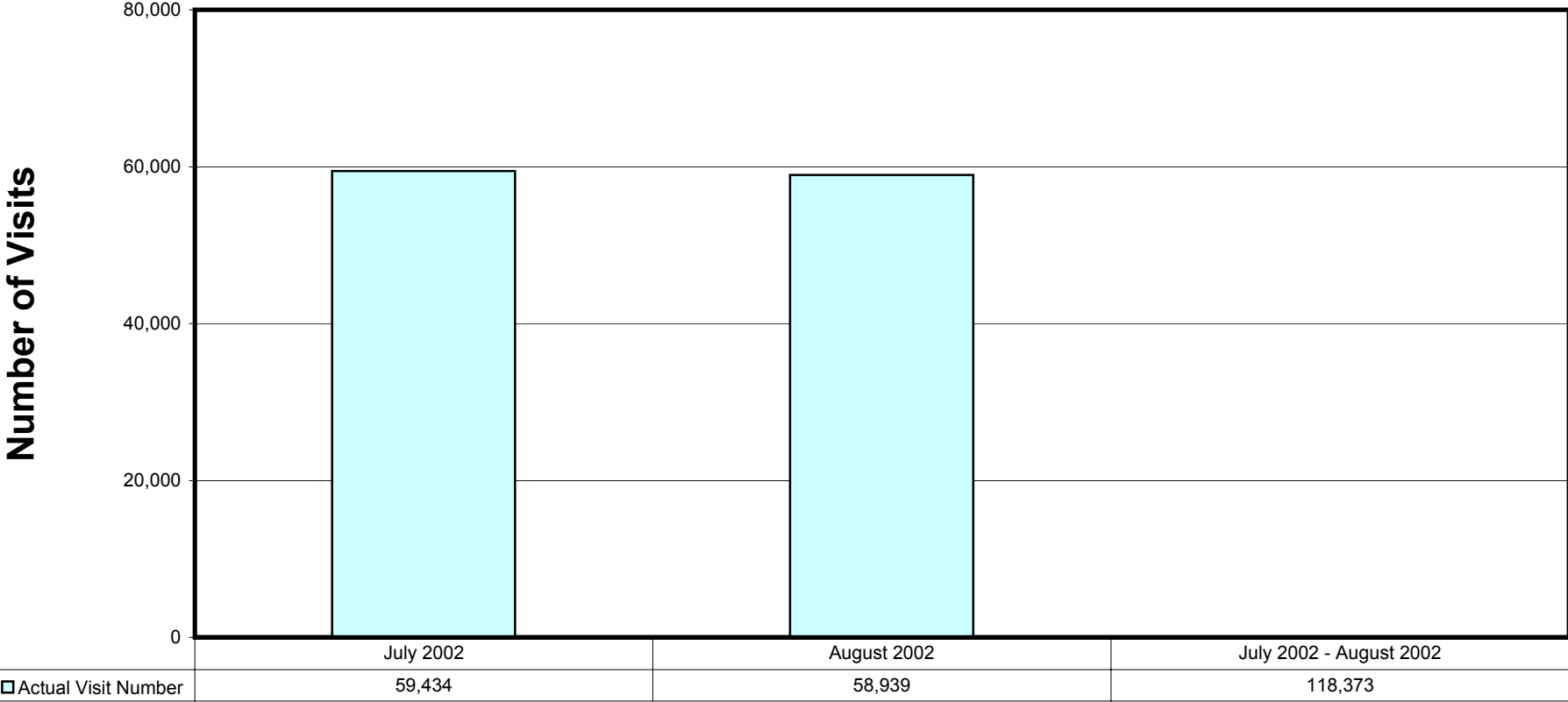
* Data for outpatient facility visits are estimates based on date of service. Data for CHC and HC visits are estimates based on date of billing.

**COUNTY OF LOS ANGELES - DEPARTMENT OF HEALTH SERVICES
AMBULATORY CARE VISITS PER MONTH BY PAYOR SOURCE AT DHS-OPERATED SITES *
FISCAL YEAR 2002- 03 FIRST QUARTER**

<u>AREA</u>	<u>MONTH</u>	<u>MEDI-CAL</u>	<u>MEDICARE</u>	<u>INDIGENT</u>	<u>OTHER</u>	<u>TOTAL</u>
<u>HOSPITAL OUTPATIENT **</u>						
LAC+USC Medical Center	7	15,439	1,816	24,067	4,087	45,409
	8	15,205	1,843	24,882	4,147	46,077
	9	11,909	1,537	21,513	3,457	38,416
Harbor-UCLA Medical Center	7	8,077	2,138	12,827	713	23,755
	8	7,734	2,109	12,889	703	23,435
	9	7,458	1,974	11,845	659	21,936
MLK JR/Drew Medical Center	7	6,518	725	9,958	905	18,106
	8	6,669	513	8,720	1,197	17,099
	9	6,382	655	8,345	982	16,364
Rancho Los Amigos NRC	7	3,093	1,097	549	249	4,988
	8	3,045	983	639	246	4,913
	9	2,781	942	583	180	4,486
Olive View Medical Center	7	8,525	969	9,106	775	19,375
	8	6,132	876	9,635	876	17,519
	9	5,400	771	8,795	463	15,429
High Desert Hospital	7	2,004	257	2,004	874	5,139
	8	1,879	261	2,035	1,044	5,219
	9	1,931	248	1,882	892	4,953

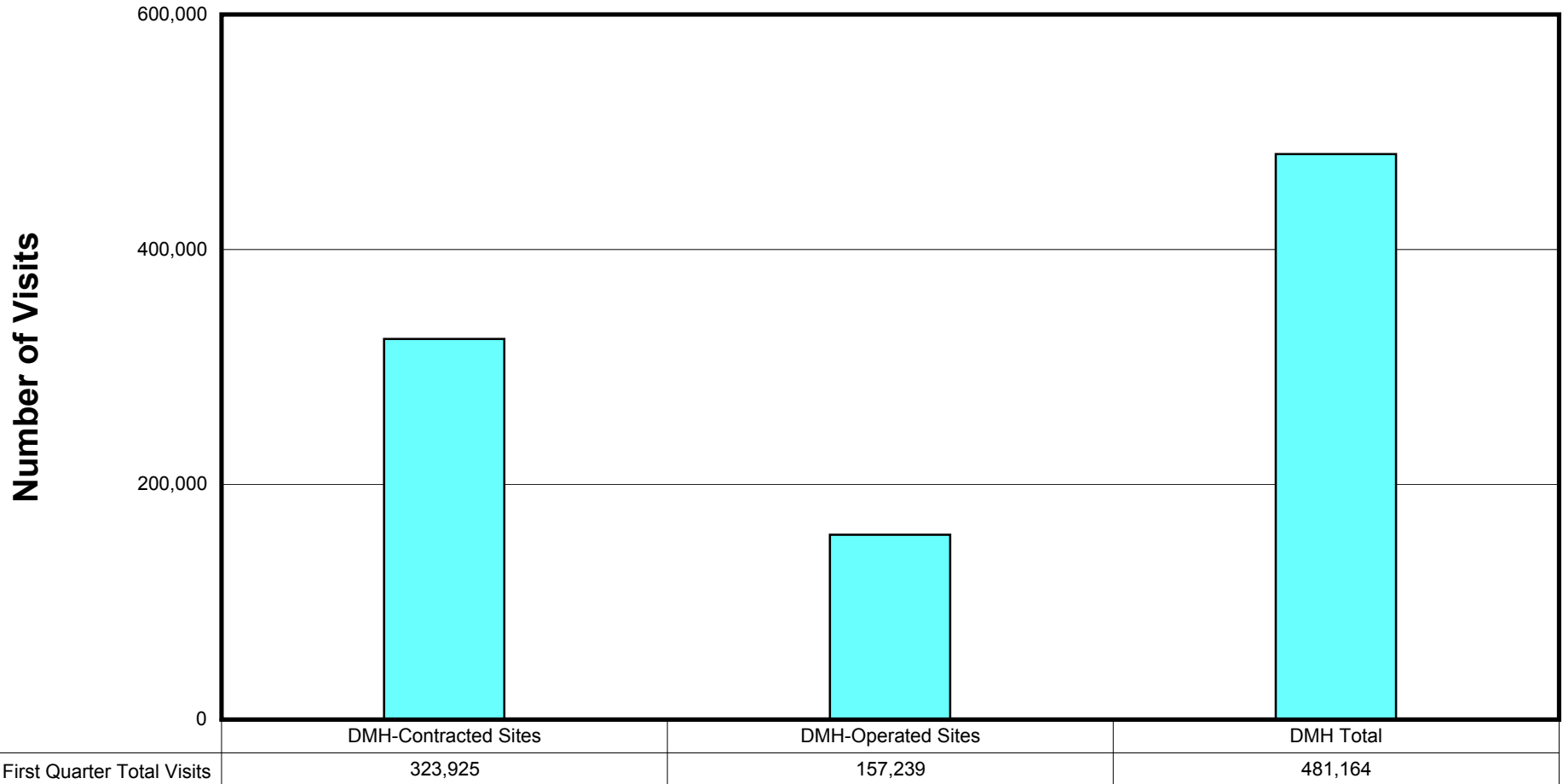
** Excludes ER and Psychiatric ER.

**County of Los Angeles ♦ Department of Health Services
 DHS PPP/GR Sites Ambulatory Care Visits by Month
 Fiscal Year 2002- 03 First Quarter**



Source: DHS Finance Monthly Workload Status Report - Facilities' actuals through August 2002, as of November 19, 2002.

**Los Angeles County ♦ Department of Mental Health (DMH)
Ambulatory Care Outpatient Visits by Quarter
Fiscal Year 2002-03 First Quarter**



Data Source: LAC-DMH Planning Division, as of November 21, 2002.

Description: This chart reflects the number of DMH outpatient visits reported during Fiscal Year 2002-03 First Quarter (July 2002 through September 2002).

LOS ANGELES COUNTY - DEPARTMENT OF MENTAL HEALTH
 AMBULATORY CARE VISITS PER MONTH BY PAYOR SOURCE AT DMH SITES
 FISCAL YEAR 2002-03 FIRST QUARTER (JULY 2002 THROUGH SEPTEMBER 2002)

Operations	Legal Entity	Provider	July-02					August-02					September-02					Year-To-Date Total
			Indigent	Medi-Cal	Medicare	Other	Total	Indigent	Medi-Cal	Medicare	Other	Total	Indigent	Medi-Cal	Medicare	Other	Total	
DMH	ANTELOPE VALLEY MHS	1904	301	912	8	210	1,431	320	874	15	196	1,405	264	744	20	158	1,186	4,022
DMH	SANTA CLARITA VALLEY MH CENTER	1905	292	867	7	442	1,608	294	866	5	443	1,608	281	790	7	443	1,521	4,737
DMH	EDMUND D. EDELMAN WESTSIDE MHC	1906	1,301	1,732	98	419	3,550	1,208	1,583	99	433	3,323	1,161	1,494	89	417	3,161	10,034
DMH	WEST CENTRAL FAMILY MHS	1908	344	1,627	76	866	2,913	344	1,716	68	821	2,949	347	1,388	68	594	2,397	8,259
DMH	HOLLYWOOD MENTAL HEALTH CENTER	1909	882	1,800	160	525	3,367	1,012	2,071	169	639	3,891	866	1,738	140	489	3,233	10,491
DMH	NORTHEAST MENTAL HEALTH CENTER	1914	282	691	47	398	1,418	265	719	63	485	1,532	221	725	61	515	1,522	4,472
DMH	ARCADIA MHS	1917	925	873	88	302	2,188	960	890	72	335	2,257	900	928	70	307	2,205	6,650
DMH	LONG BEACH CHILD & ADOL CLINIC	1926	131	766	0	209	1,106	82	818	0	224	1,124	49	628	0	127	804	3,034
DMH	LONG BEACH MHS ADULT CLINIC	1927	657	1,800	114	969	3,540	680	1,944	106	951	3,681	579	1,646	82	766	3,073	10,294
DMH	SAN PEDRO MENTAL HEALTH SRVCS	1928	273	1,284	159	368	2,084	250	1,052	130	347	1,779	244	911	136	340	1,631	5,494
DMH	RIO HONDO COMMUNITY MHC	1930	874	1,369	110	321	2,674	955	1,350	108	372	2,785	751	1,282	92	336	2,461	7,920
DMH	SOUTH BAY MHS	1935	376	774	72	535	1,757	335	704	61	546	1,646	330	622	69	401	1,422	4,825
DMH	COMPTON MENTAL HEALTH CENTER	1938	621	823	52	332	1,828	581	801	55	303	1,740	645	864	44	328	1,881	5,449
DMH	SECTOR II AB3632 PROGRAM	1939	73	120	0	9	202	73	118	0	2	193	139	234	0	10	383	778
DMH	SAN FERNANDO MHS	6840	441	1,373	56	528	2,398	431	1,237	63	551	2,282	258	682	25	293	1,258	5,938
DMH	WEST VALLEY MENTAL HEALTH CTR	6841	592	1,461	102	513	2,668	653	1,497	108	546	2,804	609	1,399	106	494	2,608	8,080
DMH	LA CENTRAL CONTINUING CARE SRV	6849	36	92	1	2	131	46	87	0	1	134	55	125	0	2	182	447
DMH	ROYBAL FAMILY MHS	6857	240	1,023	0	393	1,656	252	921	2	399	1,574	271	1,022	0	433	1,726	4,956
DMH	DMH AT HARBOR-UCLA MEDICAL CTR	6859	1,086	2,451	198	500	4,235	1,097	2,404	184	465	4,150	976	2,149	162	401	3,688	12,073
DMH	AUGUSTUS F. HAWKINS COMP MHC	6864	810	638	28	266	1,742	722	424	20	218	1,384	822	477	5	199	1,503	4,629
DMH	DOWNTOWN MENTAL HEALTH CENTER	7057	652	629	62	243	1,586	781	692	60	234	1,767	833	600	36	252	1,721	5,074
DMH	COASTAL ASIAN PACIFIC MHS	7064	143	812	33	235	1,223	157	900	28	228	1,313	142	779	20	209	1,150	3,686
DMH	MACLAREN CHILDRENS CTR MH UNIT	7094	54	1,666	0	0	1,720	60	1,307	0	0	1,367	49	1,194	0	0	1,243	4,330
DMH	COUNTYWIDE CHILDRENS CASE MNGM	7171	558	961	0	117	1,636	541	950	0	114	1,605	430	728	0	110	1,268	4,509
DMH	CONTINUING CARE - METRO UNIT	7175	22	20	0	1	43	31	30	0	6	67	29	42	0	6	77	187
DMH	EDMUND D EDELMAN W MHC CH & FM	7191	186	634	0	130	950	200	675	0	129	1,004	219	664	0	115	998	2,952
DMH	LONG BEACH ASIAN PAC MH PROG	7207	192	1,591	9	613	2,405	179	1,527	13	688	2,407	196	1,621	8	656	2,481	7,293
DMH	INTENSIVE CASE MGMT PROGRAM	7213	5	224	4	0	233	4	263	4	0	271	8	228	4	0	240	744
DMH	SMART	7216	84	93	8	13	198	98	112	8	18	236	90	106	7	19	222	656
DMH	M.E.T.	7217	64	50	9	13	136	70	58	0	11	139	69	48	1	10	128	403
DMH	LAC-DMH OLDER ADULT SERVICES	7241	51	108	213	10	382	81	97	182	2	362	57	87	161	8	313	1,057
DMH	LATINO MENTAL HEALTH CENTER	7267	353	293	4	80	730	387	302	5	77	771	332	241	5	75	653	2,154
DMH	VALY COORDINATED CHILDRN SRVCS	7340	148	411	0	30	589	159	373	0	16	548	116	351	0	8	475	1,612
DMH-OPERATED SITES		TOTAL	13,049	29,968	1,718	9,592	54,327	13,308	29,362	1,628	9,800	54,098	12,338	26,537	1,418	8,521	48,814	157,239

LOS ANGELES COUNTY - DEPARTMENT OF MENTAL HEALTH
 AMBULATORY CARE VISITS PER MONTH BY PAYOR SOURCE AT DMH SITES
 FISCAL YEAR 2002-03 FIRST QUARTER (JULY 2002 THROUGH SEPTEMBER 2002)

Operations	Legal Entity	Provider	July-02					August-02					September-02					Year-To-Date Total
			Indigent	Medi-Cal	Medicare	Other	Total	Indigent	Medi-Cal	Medicare	Other	Total	Indigent	Medi-Cal	Medicare	Other	Total	
NGA		7111	0	46	0	70	116	0	48	0	83	131	0	47	0	75	122	369
NGA		7348	0	38	0	0	38	0	20	0	0	20	0	17	0	0	17	75
NGA	1736 FAMILY CRISIS CENTER																	
NGA		7229	21	764	23	61	869	16	719	21	53	809	27	615	20	53	715	2,393
NGA	ALCOTT CENTER FOR MENTAL HEALTH SERVICES																	
NGA		7184	68	119	0	0	187	46	65	0	0	111	72	126	0	0	198	496
NGA		7368	52	945	0	0	997	29	707	0	0	736	30	867	0	0	897	2,630
NGA	ALMANSOR EDUCATION CENTER																	
NGA		7266	23	499	0	0	522	24	501	0	1	526	30	532	0	0	562	1,610
NGA	ASPEN HEALTH SERVICES																	
NGA		7019	137	848	0	259	1,244	167	877	0	286	1,330	108	753	0	214	1,075	3,649
NGA	ASSOC. LEAGUE OF MEXICAN AMERICAN																	
NGA		7221	93	774	0	22	889	69	739	0	21	829	74	774	0	21	869	2,587
NGA		7268	34	757	6	17	814	19	625	8	24	676	18	509	7	16	550	2,040
NGA		7281	42	61	0	0	103	46	56	0	0	102	44	61	0	0	105	310
NGA		7282	0	59	0	0	59	0	76	0	0	76	0	62	0	0	62	197
NGA	AVIVA CENTER																	
NGA		7218	27	347	10	2	386	28	239	4	0	271	19	259	6	0	284	941
NGA	BARBOUR AND FLOYD ASSOCIATES																	
NGA		7300	18	620	0	0	638	41	640	0	0	681	92	531	0	0	623	1,942
NGA		7301	7	183	0	1	191	7	229	0	5	241	1	181	0	6	188	620
NGA		7302	24	425	0	0	449	40	621	0	0	661	23	726	0	0	749	1,859
NGA		7350	8	593	0	0	601	6	605	0	0	611	13	531	0	0	544	1,756
NGA		7473	0	0	0	0	0	0	0	0	0	0	0	0	0	0	0	0
NGA	CHILDREN'S BUREAU OF SOUTHERN CALIFORNIA																	
NGA		7275	90	1,144	0	72	1,306	122	987	0	64	1,173	140	1,150	0	68	1,358	3,837
NGA		7328	53	891	0	3	947	35	740	0	8	783	30	615	0	9	654	2,384
NGA	CHILDREN'S INSTITUTE INTERNATIONAL																	
NGA		7230	2	208	1	0	211	2	252	8	0	262	2	216	3	0	221	694
NGA	CLONTARF MANOR, INC.																	
NGA		1977	123	911	0	158	1,192	124	815	0	129	1,068	132	918	0	131	1,181	3,441
NGA		7246	25	438	0	23	486	36	418	0	22	476	73	447	0	18	538	1,500
NGA		7471	1	227	0	37	265	2	195	0	18	215	4	253	0	32	289	769
NGA	COMMUNITY FAMILY GUIDANCE																	
NGA		7102	274	286	0	24	584	243	284	0	13	540	176	233	0	16	425	1,549
NGA	DUBNOFF CENTER FOR CHILD DEVELOPMENT																	
NGA		7050	159	189	0	32	380	182	246	0	82	510	163	309	0	64	536	1,426
NGA		7371	1	147	0	0	148	0	62	0	0	62	14	285	0	0	299	509
NGA	EL CENTRO DE AMISTAD, INC.																	

LOS ANGELES COUNTY - DEPARTMENT OF MENTAL HEALTH
 AMBULATORY CARE VISITS PER MONTH BY PAYOR SOURCE AT DMH SITES
 FISCAL YEAR 2002-03 FIRST QUARTER (JULY 2002 THROUGH SEPTEMBER 2002)

Operations	Legal Entity	Provider	July-02				August-02					September-02				Year-To-Date Total		
			Indigent	Medi-Cal	Medicare	Other	Total	Indigent	Medi-Cal	Medicare	Other	Total	Indigent	Medi-Cal	Medicare		Other	Total
NGA		7173	756	1,594	71	464	2,885	709	1,551	65	424	2,749	593	1,339	56	368	2,356	7,990
NGA		7253	341	1,709	60	431	2,541	340	1,615	67	444	2,466	320	1,575	57	388	2,340	7,347
NGA		7254	249	958	32	241	1,480	244	945	33	211	1,433	215	844	38	171	1,268	4,181
NGA		7255	311	191	1	19	522	259	176	1	21	457	259	185	0	22	466	1,445
NGA		7258	92	1,443	0	157	1,692	85	1,392	0	126	1,603	88	1,481	0	117	1,686	4,981
NGA		7360	73	779	0	130	982	69	1,030	0	145	1,244	33	1,069	0	176	1,278	3,504
NGA		7452	8	442	0	13	463	7	490	0	10	507	8	479	0	5	492	1,462
NGA		7472	0	157	0	17	174	0	186	0	8	194	0	124	0	9	133	501
NGA	ENKI HEALTH AND RESEARCH SYSTEMS, INC.																	
NGA		7308	12	55	5	17	89	7	55	6	14	82	13	31	4	11	59	230
NGA	ENRICHMENT THROUGH EMPLOYMENT																	
NGA		7248	18	368	5	0	391	19	353	7	0	379	24	416	7	0	447	1,217
NGA		7294	1	37	0	0	38	0	36	0	0	36	0	50	0	0	50	124
NGA		7385	167	72	0	7	246	170	95	0	8	273	184	110	0	9	303	822
NGA	EXODUS RECOVERY INC.																	
NGA		7330	78	943	0	1	1,022	52	602	0	0	654	51	697	0	0	748	2,424
NGA		7331	0	134	0	0	134	0	72	0	0	72	0	57	0	0	57	263
NGA		7407	0	0	0	0	0	12	180	0	0	192	15	312	0	0	327	519
NGA		7463	18	716	0	0	734	10	658	0	0	668	16	550	0	0	566	1,968
NGA	FOOTHILL FAMILY SERVICE																	
NGA		1966	324	1,108	0	204	1,636	304	1,185	0	188	1,677	247	1,047	0	214	1,508	4,821
NGA		7249	4	136	0	3	143	7	126	0	6	139	13	144	0	7	164	446
NGA		7263	21	35	0	0	56	14	20	0	0	34	18	41	0	0	59	149
NGA		7279	78	330	0	13	421	64	335	0	17	416	75	331	0	15	421	1,258
NGA		7280	17	351	0	0	368	9	311	0	0	320	9	378	0	0	387	1,075
NGA		7433	320	1,901	0	70	2,291	247	1,537	0	60	1,844	278	1,602	0	51	1,931	6,066
NGA		7456	13	43	0	0	56	8	27	0	0	35	15	31	0	0	46	137
NGA	GREATER LONG BEACH CHILD GUIDANCE CENTER																	
NGA		7006	135	1,303	0	308	1,746	126	1,304	0	335	1,765	135	1,437	0	335	1,907	5,418
NGA		7278	138	379	0	40	557	127	385	0	40	552	139	337	0	29	505	1,614
NGA		7336	71	570	0	8	649	76	627	0	6	709	71	571	0	2	644	2,002
NGA	HATHAWAY CHILDREN'S SERVICES																	
NGA		7245	6	262	0	10	278	9	209	0	9	227	7	220	0	8	235	740
NGA	HOME FOR LIFE FOUNDATION																	
NGA		1972	10	866	0	204	1,080	5	768	0	154	927	0	855	0	178	1,033	3,040
NGA		7339	0	594	0	119	713	0	450	0	104	554	0	442	0	97	539	1,806
NGA	INTERCOMMUNITY CHILD GUIDANCE CENTER																	
NGA		7196	502	1,608	0	30	2,140	374	1,218	0	28	1,620	257	1,114	0	14	1,385	5,145
NGA		7429	0	20	0	0	20	0	12	0	0	12	0	13	0	0	13	45
NGA	JEWISH ORPHANS HOME OF SOUTHERN CALIF.																	

LOS ANGELES COUNTY - DEPARTMENT OF MENTAL HEALTH
 AMBULATORY CARE VISITS PER MONTH BY PAYOR SOURCE AT DMH SITES
 FISCAL YEAR 2002-03 FIRST QUARTER (JULY 2002 THROUGH SEPTEMBER 2002)

Operations	Legal Entity	Provider	July-02					August-02					September-02					Year-To-Date Total
			Indigent	Medi-Cal	Medicare	Other	Total	Indigent	Medi-Cal	Medicare	Other	Total	Indigent	Medi-Cal	Medicare	Other	Total	
NGA	KOREAN YOUTH CENTER	7103	0	85	0	54	139	0	63	0	39	102	0	45	0	61	106	347
NGA		6870	170	1,661	0	334	2,165	155	1,443	0	298	1,896	158	1,457	0	290	1,905	5,966
NGA		7276	232	976	0	206	1,414	249	857	0	176	1,282	230	764	0	172	1,166	3,862
NGA	LOS ANGELES CHILD GUIDANCE	7388	0	5	0	0	5	0	0	0	0	0	0	0	0	0	0	5
NGA		7095	722	966	0	322	2,010	480	809	0	245	1,534	626	756	0	257	1,639	5,183
NGA		7394	212	1,173	7	24	1,416	176	1,066	5	12	1,259	177	1,031	6	17	1,231	3,906
NGA	LOS ANGELES CTR FOR THERAPY & EDUCATION	7211	4	127	0	158	289	12	303	0	299	614	35	1,169	0	669	1,873	2,776
NGA		LOS ANGELES UNIFIED SCHOOL DISTRICT	7204	169	645	3	30	847	143	454	2	21	620	164	433	1	23	621
NGA	7212		632	1,197	64	66	1,959	626	1,119	76	71	1,892	532	949	61	43	1,585	5,436
NGA	7422		22	101	0	0	123	12	77	0	0	89	5	61	0	0	66	278
NGA	MENTAL HEALTH ASSOCIATION IN LOS ANGELES	6863	247	3,363	0	11	3,621	261	2,473	0	11	2,745	281	2,362	0	13	2,656	9,022
NGA		7455	6	920	0	196	1,122	17	1,583	0	138	1,738	28	1,578	0	133	1,739	4,599
NGA	NATIONAL FOUNDATION	7178	0	2	0	0	2	76	84	0	42	202	0	0	0	179	179	383
NGA	OCEAN PARK COMMUNITY CENTER	1974	251	1,268	0	56	1,575	179	905	0	54	1,138	223	984	0	63	1,270	3,983
NGA		1979	172	641	16	30	859	145	589	22	34	790	85	424	9	17	535	2,184
NGA		7101	170	1,172	4	235	1,581	167	1,275	3	278	1,723	196	1,229	5	286	1,716	5,020
NGA		7194	200	1,664	85	742	2,691	192	1,466	80	756	2,494	227	1,585	89	611	2,512	7,697
NGA		7197	321	1,373	82	257	2,033	248	1,286	59	219	1,812	219	1,223	65	192	1,699	5,544
NGA		7198	73	259	15	2	349	77	249	12	4	342	47	204	9	0	260	951
NGA		7224	26	1,043	48	46	1,163	26	1,000	53	36	1,115	20	801	43	40	904	3,182
NGA		7227	26	213	0	2	241	15	124	0	2	141	19	121	0	0	140	522
NGA		7251	189	272	5	61	527	154	263	8	63	488	126	230	4	42	402	1,417
NGA		7284	0	781	5	0	786	0	688	20	0	708	0	545	17	0	562	2,056
NGA		7353	188	357	19	41	605	170	323	10	32	535	197	361	20	23	601	1,741
NGA		7380	310	833	0	208	1,351	289	816	1	245	1,351	270	832	1	185	1,288	3,990
NGA		7401	31	370	0	107	508	29	335	0	81	445	57	310	0	72	439	1,392
NGA		7418	120	922	6	0	1,048	64	588	2	0	654	86	766	3	2	857	2,559
NGA		7424	2	230	0	0	232	4	232	0	0	236	3	324	0	0	327	795
NGA	7425	4	493	0	0	497	1	423	0	0	424	0	398	0	0	398	1,319	
NGA	7439	0	390	0	0	390	0	376	0	0	376	0	385	0	0	385	1,151	
NGA	7441	14	67	0	0	81	7	34	0	0	41	2	30	0	0	32	154	
NGA	7447	0	0	0	208	208	0	0	0	148	148	0	0	0	156	156	512	
NGA	7462	0	0	0	0	0	0	0	0	0	0	0	0	0	0	0	0	
NGA	PACIFIC CLINICS																	

LOS ANGELES COUNTY - DEPARTMENT OF MENTAL HEALTH
 AMBULATORY CARE VISITS PER MONTH BY PAYOR SOURCE AT DMH SITES
 FISCAL YEAR 2002-03 FIRST QUARTER (JULY 2002 THROUGH SEPTEMBER 2002)

Operations	Legal Entity	Provider	July-02					August-02					September-02					Year-To-Date Total
			Indigent	Medi-Cal	Medicare	Other	Total	Indigent	Medi-Cal	Medicare	Other	Total	Indigent	Medi-Cal	Medicare	Other	Total	
NGA		7155	49	987	0	2	1,038	55	1,399	0	1	1,455	57	1,091	0	4	1,152	3,645
NGA		7296	18	102	0	0	120	3	68	0	0	71	27	244	0	0	271	462
NGA		7397	0	22	0	8	30	0	40	0	11	51	0	38	0	16	54	135
NGA		7450	34	1,157	0	5	1,196	14	966	0	15	995	15	1,101	0	12	1,128	3,319
NGA	PASADENA CHILDREN'S TRAINING SOCIETY																	
NGA		7370	16	74	5	25	120	1	5	0	20	26	0	0	0	0	0	146
NGA	PROTOTYPES																	
NGA		1975	422	965	0	315	1,702	399	901	0	291	1,591	363	852	0	276	1,491	4,784
NGA		7225	154	2,344	0	35	2,533	152	2,577	0	53	2,782	166	2,566	0	35	2,767	8,082
NGA		7247	25	1,667	0	33	1,725	20	1,331	0	12	1,363	36	1,451	0	11	1,498	4,586
NGA		7389	14	112	0	5	131	14	98	0	2	114	16	129	0	6	151	396
NGA		7390	55	433	0	19	507	54	316	0	18	388	53	292	0	15	360	1,255
NGA		7460	145	469	0	45	659	93	333	0	28	454	90	279	0	26	395	1,508
NGA	SAN FERNANDO VALLEY CHILD GUIDANCE CLNCS																	
NGA		6853	1	75	0	0	76	1	44	0	0	45	3	161	0	0	164	285
NGA		7049	10	156	0	0	166	14	135	0	0	149	16	153	0	0	169	484
NGA		7100	787	1,383	80	370	2,620	762	1,400	94	362	2,618	790	1,270	96	375	2,531	7,769
NGA		7115	26	28	0	0	54	20	25	0	0	45	23	16	0	0	39	138
NGA		7174	236	303	0	1	540	217	261	0	1	479	205	269	0	2	476	1,495
NGA		7177	93	913	12	178	1,196	91	830	10	102	1,033	74	815	10	157	1,056	3,285
NGA		7235	9	173	5	2	189	15	179	7	2	203	15	172	10	2	199	591
NGA		7252	0	372	21	4	397	0	353	18	7	378	0	285	17	7	309	1,084
NGA		7297	4	111	7	4	126	3	92	7	2	104	1	79	5	0	85	315
NGA		7304	58	73	0	3	134	54	95	0	0	149	62	81	0	3	146	429
NGA		7320	135	173	0	1	309	132	180	0	2	314	107	181	0	1	289	912
NGA		7321	57	330	7	2	396	59	287	3	2	351	50	275	6	4	335	1,082
NGA		7322	105	339	25	33	502	99	285	22	27	433	126	331	26	28	511	1,446
NGA		7338	0	47	0	0	47	0	48	0	0	48	0	36	0	0	36	131
NGA		7354	51	287	0	4	342	43	238	0	8	289	74	327	0	14	415	1,046
NGA		7355	23	52	0	0	75	17	65	0	0	82	13	64	0	0	77	234
NGA		7358	341	234	18	21	614	367	263	18	16	664	312	226	17	24	579	1,857
NGA		7369	61	186	2	206	455	60	174	4	133	371	68	153	3	164	388	1,214
NGA		7416	0	9	0	0	9	0	0	0	0	0	0	6	0	0	6	15
NGA		7445	0	9	0	1	10	0	26	0	4	30	0	6	0	3	9	49
NGA		7451	0	112	0	0	112	0	99	0	0	99	16	124	0	0	140	351
NGA		7485	0	0	0	0	0	0	0	0	0	0	5	46	0	1	52	52
NGA	SAN FERNANDO VALLEY COMMUNITY MHC, INC.																	
NGA		7176	251	528	0	77	856	176	537	0	80	793	160	432	0	72	664	2,313
NGA		7372	4	66	0	12	82	3	57	0	10	70	6	65	0	11	82	234
NGA		7413	121	179	0	129	429	99	200	0	115	414	137	187	0	130	454	1,297
NGA		7479	230	248	0	13	491	167	279	0	19	465	201	309	0	24	534	1,490
NGA	SANTA CLARITA CHILD & FAMILY DEVELOP CTR																	

LOS ANGELES COUNTY - DEPARTMENT OF MENTAL HEALTH
 AMBULATORY CARE VISITS PER MONTH BY PAYOR SOURCE AT DMH SITES
 FISCAL YEAR 2002-03 FIRST QUARTER (JULY 2002 THROUGH SEPTEMBER 2002)

Operations	Legal Entity	Provider	July-02					August-02					September-02					Year-To-Date Total
			Indigent	Medi-Cal	Medicare	Other	Total	Indigent	Medi-Cal	Medicare	Other	Total	Indigent	Medi-Cal	Medicare	Other	Total	
NGA		7201	25	62	13	2	102	26	60	20	2	108	16	51	16	0	83	293
NGA	SENIOR HEALTH & PEER COUNSELING CENTER	7264	0	689	0	0	689	0	596	0	0	596	0	522	0	0	522	1,807
NGA		7365	56	1,321	0	231	1,608	81	982	0	260	1,323	80	1,074	0	200	1,354	4,285
NGA		7465	14	33	0	0	47	0	20	0	0	20	0	21	0	0	21	88
NGA	SHIELDS FOR FAMILIES																	
NGA		7131	98	259	3	16	376	0	0	0	0	0	0	0	0	0	0	376
NGA		7293	34	77	0	59	170	39	70	0	53	162	37	47	0	70	154	486
NGA	SOCIAL MODEL RECOVERY SYSTEMS																	
NGA		1969	60	200	0	12	272	52	175	0	9	236	59	169	0	8	236	744
NGA		7220	2	5	0	1	8	3	6	0	2	11	6	8	0	0	14	33
NGA	SOUTH BAY CHILDREN'S HEALTH CENTER																	
NGA		7242	170	202	6	308	686	131	143	6	198	478	143	167	1	201	512	1,676
NGA		7303	64	25	1	4	94	27	10	0	2	39	39	12	1	3	55	188
NGA		7396	7	6	0	0	13	9	9	0	0	18	5	8	0	1	14	45
NGA		7409	491	317	16	42	866	354	220	24	33	631	513	331	28	40	912	2,409
NGA	SOUTH CENTRAL HEALTH AND REHAB PROGRAM																	
NGA		7124	17	265	16	28	326	19	234	13	28	294	25	250	14	27	316	936
NGA		7186	489	1,506	43	750	2,788	587	1,379	44	769	2,779	542	1,387	42	699	2,670	8,237
NGA		7187	348	582	10	118	1,058	385	629	8	108	1,130	401	595	0	106	1,102	3,290
NGA		7329	3	1,060	0	1	1,064	25	816	0	5	846	4	946	0	12	962	2,872
NGA		7362	96	256	3	128	483	88	217	2	93	400	111	251	2	165	529	1,412
NGA		7400	39	35	0	0	74	25	13	0	0	38	40	30	0	0	70	182
NGA	SPECIAL SERVICE FOR GROUPS																	
NGA		6773	192	322	0	47	561	143	220	0	41	404	191	297	0	30	518	1,483
NGA		6792	0	134	6	0	140	1	135	4	0	140	1	130	7	0	138	418
NGA		7169	64	254	33	1	352	59	263	43	2	367	57	200	40	2	299	1,018
NGA	ST. JOHN'S HOSPITAL CHILD STUDY CENTER																	
NGA		7114	7	227	6	0	240	5	253	6	0	264	7	220	4	0	231	735
NGA	ST. JOSEPH CENTER																	
NGA		7257	1	49	0	0	50	3	65	0	0	68	2	185	0	0	187	305
NGA		7335	60	1,245	0	1	1,306	69	1,165	0	4	1,238	65	824	0	5	894	3,438
NGA		7367	143	2,476	0	0	2,619	138	2,221	0	0	2,359	100	2,093	0	0	2,193	7,171
NGA	STAR VIEW ADOLESCENT CENTER, INC.																	
NGA		7099	118	681	44	13	856	123	701	33	10	867	117	651	36	17	821	2,544
NGA	STEP-UP ON SECOND STREET																	
NGA		7185	72	253	0	69	394	64	177	0	80	321	36	117	0	69	222	937
NGA		7481	35	380	0	0	415	38	470	0	0	508	33	478	0	0	511	1,434
NGA	STIRLING ACADEMY, INC.																	
NGA		7231	31	513	0	5	549	11	225	0	11	247	31	407	0	3	441	1,237
NGA		7332	25	1,358	0	0	1,383	22	1,377	0	0	1,399	25	1,406	0	0	1,431	4,213
NGA	THE CHURCH HOME FOR CHILDREN																	

LOS ANGELES COUNTY - DEPARTMENT OF MENTAL HEALTH
 AMBULATORY CARE VISITS PER MONTH BY PAYOR SOURCE AT DMH SITES
 FISCAL YEAR 2002-03 FIRST QUARTER (JULY 2002 THROUGH SEPTEMBER 2002)

Operations	Legal Entity	Provider	July-02				August-02					September-02				Year-To-Date Total		
			Indigent	Medi-Cal	Medicare	Other	Total	Indigent	Medi-Cal	Medicare	Other	Total	Indigent	Medi-Cal	Medicare		Other	Total
NGA		1971	351	897	33	131	1,412	363	872	30	141	1,406	328	754	20	90	1,192	4,010
NGA		7193	87	1,028	0	12	1,127	45	600	0	2	647	66	922	0	6	994	2,768
NGA		7434	0	4	0	0	4	0	0	0	0	0	0	67	0	0	67	71
NGA	VERDUGO MENTAL HEALTH CENTER	7031	0	26	0	0	26	8	32	0	0	40	0	0	0	0	0	66
NGA	WATTS LABOR	7060	1	108	1	7	117	0	91	0	9	100	1	97	0	10	108	325
NGA	WORK ORIENTATION AND REHAB (WORC)	7305	82	693	1	15	791	114	556	5	13	688	126	505	5	19	655	2,134
NGA		7306	0	0	0	0	0	0	0	0	0	0	0	0	0	0	0	0
NGA	YOUTH INTERVENTION PROGRAM																	
DMH-CONTRACTED SITES		TOTAL	16,375	86,458	990	10,237	114,060	14,872	79,207	994	9,689	104,762	14,875	79,590	937	9,701	105,103	323,925
GRAND TOTAL VISITS:			29,424	116,426	2,708	19,829	168,387	28,180	108,569	2,622	19,489	158,860	27,213	106,127	2,355	18,222	153,917	481,164

Source of the Basic Data: LAC-DMH Planning Files, FY 2003
 Prepared in the LAC-DMH Planning Division: RMF/11-21-02

LOS ANGELES COUNTY - DEPARTMENT OF HEALTH SERVICES
LIST OF DHS-OPERATED, DHS PPP/GR SITE PROVIDERS
FISCAL YEAR 2002-03 FIRST QUARTER

NAME	ADDRESS	HEALTH DISTRICT	CONTROL
Altamed - Buena Care	1701 Zonal Avenue	Los Angeles 90033	Northeast Private Partner
Altamed Health Services - La Clinica Sunol	5427 Whittier Boulevard	Los Angeles 90022	East LA Private Partner
Altamed Health Services - Senior & Family Practice	5425 East Pomona Boulevard	Los Angeles 90022	East LA Private Partner
AltaMed Medical Group - El Monte	10454 East Valley Boulevard	El Monte 91731	El Monte Private Partner
AltaMed Medical Group - Pico Rivera	9436 East Slauson Avenue	Pico Rivera 90660	Whittier Private Partner
Antelope Valley Health Center	335-B East Avenue K6	Lancaster 93535	Antelope Valley DHS
Arroyo Vista Family Health Center - Highland Park	6000 North Figueroa Street	Los Angeles 90042	Northeast Private Partner
Arroyo Vista Family Health Center - Lincoln Heights	2221 North Broadway	Los Angeles 90031	Northeast Private Partner
Asian Pacific Health Care Venture	1530 Hillhurst Ave, Suite 200	Los Angeles 90027	Central Private Partner
Avalon Family Medical Group	1626 N Avalon	Wilmington 90744	Harbor Private Partner
Avalon Municipal Hospital & Clinic	100 Falls Canyon Road	Avalon 90704	Harbor Private Partner
BAART - Avalon	4920 S Avalon Blvd	Los Angeles 90011	Southeast Private Partner
BAART - Beverly	1926 W Beverly Blvd	Los Angeles 90057	Central Private Partner
BAART - Hollywood	6411 Hollywood Blvd, 2nd Floor	Los Angeles 90028	Hollywood-Wilshir Private Partner
BAART - La Puente	15229 E Amar Rd	La Puente 91744	El Monte Private Partner
Bellflower Health Center	10005 East Flower Street	Bellflower 90706	Bellflower DHS
Bienvenidos Children's Center	5257 E Beverly Blvd	Los Angeles 90022	East LA Private Partner
Breneman, Donald, MD	2010 Wilshire Blvd. #804	Los Angeles 90057	Central Private Partner
Broadway Family Medical Center	519 East Broadway Boulevard	Glendale 91205	Glendale Private Partner
California Family Care Medical Group	1414 South Grand Ave, Suite 200	Los Angeles 90015	Central Private Partner
Central City Community Health Center	5970 South Central Avenue	Los Angeles 90001	Southeast Private Partner
Central Health Center	241 North Figueroa Street	Los Angeles 90012	Central DHS
Children's Dental Foundation - Bellflower	10005 E Flower St	Bellflower 90706	Bellflower Private Partner
Children's Dental Foundation - Long Beach	2801 Atlantic Ave	Long Beach 90806	Long Beach Private Partner
Chinatown Service Center	767 North Hill Street, Suite 20	Los Angeles 90012	Central Private Partner
City Help, Inc.	2965 E. Gage St.	Los Angeles 90255	San Antonio Private Partner
Clinica Msr. Oscar A Romero	123 S. Alvarado St.	Los Angeles 90057	Central Private Partner
Clinica Para Las Americas	318 South Alvarado Street	Los Angeles 90057	Central Private Partner
Community Health Alliance of Pasadena	1855 North Fair Oaks Avenue	Pasadena 91103	Pasadena Private Partner
Curtis R Tucker Health Center	123 West Manchester Boulevard	Inglewood 90301	Inglewood DHS
Dan Q. Vu, MD	2315 E. Anaheim St	Long Beach 90804	Long Beach Private Partner
Dollarhide Health Center	1108 N. Oleander St.	Compton 90222	Compton DHS
Durfee Family Care Medical Group	2006 Durfee Avenue	El Monte 91733	El Monte Private Partner
East LA Health Task Force - Cesar Chavez Clinic	2501 Hill St.	Los Angeles 90007	Central Private Partner
East LA Health Task Force - Clinica Medica Jose Carlos	2120 East 6th Street	Los Angeles 90023	Northeast Private Partner
East Valley Community Health Center - Pomona	680 Fairplex Drive	Pomona 91768	Pomona Private Partner
East Valley Community Health Center - West Covina	420 South Glendora Avenue	West Covina 91790	Pomona Private Partner
Edward R Roybal Comprehensive Health Center	245 South Fetterly Avenue	Los Angeles 90022	East LA DHS
El Dorado Community Health Center - Cornerstone Health Services	8207 Whittier Blvd.	Pico Rivera 90660	East LA Private Partner
El Dorado Community Health Center - Inglewood	4450 West Century Boulevard	Inglewood 90304	Inglewood Private Partner
El Dorado Community Health Center - Lawndale	4023 Marine Avenue	Lawndale 90260	Inglewood Private Partner
El Monte Comprehensive Health Center	10953 Ramona Boulevard	El Monte 91731	El Monte DHS
El Proyecto del Barrio - Arleta	8902 Woodman Avenue	Arleta 91331	West Valley Private Partner
El Proyecto del Barrio - Canoga Park	20800 Sherman Way	Canoga Park 91306	West Valley Private Partner
Family Healthcare Centers of Greater LA - Bell Gardens Family Medical Center	6501 South Garfield Avenue	Bell Gardens 90201	San Antonio Private Partner
Family Healthcare Centers of Greater Los Angeles - Hawaiian Gardens Health Center	22310 Wardham Street	Hawaiian Gardens 90716	Bellflower Takeover
Franciscan Clinic - Eagle Rock	4448 York Blvd.	Los Angeles 90041	Northeast Private Partner
Franciscan Clinic - Echo Park	2859 Glassell Street	Los Angeles 90026	Central Private Partner
Franciscan Clinic - Hollywood	4618 Fountain Avenue	Los Angeles 90029	Hollywood-Wilshir Private Partner
Franciscan Clinic - Sunol Dr.	133 N. Sunol Dr.	Los Angeles 90063	East LA Private Partner
Franciscan Clinic - Wilshire Center	3242 West 8th Street	Los Angeles 90005	Hollywood-Wilshir Private Partner
Gardena High School Based Clinic	1301 W 182nd St	Gardena 90248	Torrance DHS
Glendale Health Center	501 North Glendale Avenue	Glendale 91206	Glendale DHS
H Claude Hudson Comprehensive Health Center	2829 South Grand Avenue	Los Angeles 90007	Southeast DHS
Harbor Free Clinic	599 West 9th Street	San Pedro 90731	Harbor Private Partner
Harbor Free Clinic	731 S Beacon Street	San Pedro 90731	Harbor Private Partner
Harbor Health Center - Harbor Free Clinic/UCLA Medical Foundation	122 West 8th Street	San Pedro 90731	Harbor Takeover
Harbor/UCLA Medical Center	1000 W Carson Street	Torrance 90502	Torrance DHS
High Desert Hospital	44900 N 60th Street West	Lancaster 93536	Antelope Valley DHS
Hollywood-Sunset Free Clinic	2815 Sunset Blvd, Suite 204	Los Angeles 90026	Central Private Partner
Hollywood-Wilshire Health Center	5205 Melrose Avenue	Los Angeles 90038	Hollywood-Wilshir Co-Location
Hubert H. Humphrey Comprehensive Health Center	5850 South Main Street	Los Angeles 90003	Southeast DHS
JWCH Institute - 5th Street - Safe Harbor	721 East 5th Street	Los Angeles 90013	Central Private Partner

**LOS ANGELES COUNTY - DEPARTMENT OF HEALTH SERVICES
LIST OF DHS-OPERATED, DHS PPP/GR SITE PROVIDERS
FISCAL YEAR 2002-03 FIRST QUARTER**

NAME	ADDRESS	HEALTH DISTRICT	CONTROL
JWCH Institute Weingart Medical Clinic	515 East 6th Street Los Angeles	90021 Central	Private Partner
Kennedy School Based Clinic	11254 Gothic Avenue Granada Hills	91344	DHS
King/Drew Medical Center	12021 Wilmington Ave Los Angeles	90059 Compton	DHS
Koryo Health Foundation Community Clinic	1058 South Vermont Avenue Los Angeles	90006 Hollywood-Wilshir	Private Partner
La Puente Health Center	15930 Central Avenue La Puente	91744 El Monte	DHS
LAC+USC Medical Center	1200 N State Street Los Angeles	90033 Northeast	DHS
LAC+USC Medical Center Outpatient Dept	1175 North Cummings St Los Angeles	90033 Northeast	DHS
Lake Los Angeles Primary Care Clinic	16921 E Avenue O, Suite G Lake Los Angeles	93591 Antelope Valley	DHS
Le, Bao Quoc, M.D.	2944 East Anaheim Street Long Beach	90804 Long Beach	Private Partner
Little Company of Mary - Care Station Carson	21501 South Avalon Blvd, Suite Carson	90745 Torrance	Private Partner
Littlerock Community Clinic	8210 Pearlblossom Hwy Littlerock	93543 Antelope Valley	DHS
Long Beach Comprehensive Health Center	1333 Chestnut Avenue Long Beach	90813 Long Beach	DHS
Lopez, Mario O., M.D.	720 Alamitos Avenue Long Beach	90813 Long Beach	Private Partner
Los Angeles Free Clinic - Beverly	8405 Beverly Boulevard Los Angeles	90048 Hollywood-Wilshir	Private Partner
Los Angeles Free Clinic - Hollywood	6043 Hollywood Boulevard Hollywood	90028 Hollywood-Wilshir	Private Partner
Medicina Familiar Medical Group	13624 Sherman Way Van Nuys	91405 West Valley	Private Partner
Medipro, Inc. - Lynwood	3680 E Imperial Hwy, #220 Lynwood	90262 Compton	Private Partner
Medipro, Inc. - Western	1818 S. Western Ave, #401 Los Angeles	90006 Hollywood-Wilshir	Private Partner
Meridian Medical Group - Sure Care Health Systems	1601 Centinela Avenue, Suite 5 Inglewood	90302 Inglewood	Private Partner
Mid-Valley Comprehensive Health Center	7515 Van Nuys Boulevard Van Nuys	91405 West Valley	DHS
Mission City Community Network - Los Angeles	4842 Hollywood Blvd Los Angeles	90027 Hollywood-Wilshir	Private Partner
Mission City Community Network - North Hills	15206 Parthenia Street North Hills	91343 West Valley	Private Partner
Monrovia Health Center	330 West Maple Avenue Monrovia	91016 Foothill	DHS
Multiservice Family Center	101 North La Brea Avenue, Ste 3 Inglewood	90301 Inglewood	Private Partner
Narbonne Multi-Specialty Medical Group	24845 Narbonne Ave Lomita	90717 Torrance	Private Partner
Northeast Community Clinic	5809 North Figueroa Street Los Angeles	90042 Northeast	Private Partner
Northeast Valley Health Corporation - Canoga Park Health Center	7107 Remmet Avenue Canoga Park	91303 West Valley	Takeover
Northeast Valley Health Corporation - Pacoima	12756 Van Nuys Boulevard Pacoima	91331 East Valley	Private Partner
Northeast Valley Health Corporation - San Fernando	1600 San Fernando Road San Fernando	91340 San Fernando	Private Partner
Northeast Valley Health Corporation - Valencia Health Center	23763 Valencia Boulevard Valencia	91355 San Fernando	Takeover
Olive View Medical Center	14445 Olive View Dr Sylmar	91342 San Fernando	DHS
Palmdale Primary Care Center	38350 40th Street East Palmdale	93550 Antelope Valley	DHS
Pediatric & Family Medical Center	1530 South Olive Street Los Angeles	90015 Central	Private Partner
Pham, Dien Van, M.D.	855 East Anaheim Street Long Beach	90813 Long Beach	Private Partner
Pomona Clinic Coalition - Clinica Medica San Miguel	825 North Park Avenue Pomona	91768 Pomona	Private Partner
Pomona Clinic Coalition - Family Health Center	1770 North Orange Grove Avenue Pomona	91767 Pomona	Private Partner
Pomona Clinic Coalition - Pomona Health Center	750 South Park Avenue Pomona	91766 Pomona	Co-Location
Pomona Clinic Coalition - Western University Medical Center	360 East Mission Boulevard Pomona	91766 Pomona	Private Partner
Professional Medical Group	12157 Victory Blvd North Hollywood	91606 East Valley	Private Partner
Ramona Health Plan Medical Group	14051 East Ramona Parkway Baldwin Park	91706 El Monte	Private Partner
Rancho Los Amigos Rehabilitation Center	7601 E Imperial Highway Downey	90242 San Antonio	DHS
Robert F. Kennedy Hospital - Mobile Van	4500 W 116th St. Hawthorne	90250 Inglewood	Private Partner
Saint Albert Medical Clinic - Minh N. Nguyen, MD	306 East Pacific Coast Hwy., #1 Long Beach	90806 Long Beach	Private Partner
San Fernando Health Center	1212 Pico Street San Fernando	91340 San Fernando	DHS
Shahla Rad, MD - Razi Medical	7257 Vassar Ave, Ste 100A Canoga Park	91303 West Valley	Private Partner
South Bay Family Healthcare Center - Gardena	742 West Gardena Boulevard Gardena	90247 Inglewood	Private Partner
South Bay Family Healthcare Center - Redondo Beach	2114 Artesia Blvd. Redondo Beach	90278 Torrance	Private Partner
South Central Family Health Center	4524 San Pedro Place Los Angeles	90011 Southeast	Private Partner
South Health Center	1522 East 102nd Street Los Angeles	90002 South	DHS
St. John's Well Child Center - Compton	2115A N. Wilmington Ave. Compton	90222 Compton	Private Partner
St. John's Well Child Center - Los Angeles	514 West Adams Blvd Los Angeles	90007 Southeast	Private Partner
T.H.E. Clinic - MLK Blvd	3860 W. Martin Luther King Jr. Los Angeles	90008 Southwest	Private Partner
T.H.E. Clinic - Ruth Temple Health Center	3834 South Western Avenue Los Angeles	90062 Southwest	Co-Location
Tarzana Treatment Center - Antelope Valley	44222 North 10th Street West Lancaster	93534 Antelope Valley	Private Partner
Tarzana Treatment Center - West Valley	18646 Oxnard Street Tarzana	91356 West Valley	Private Partner
Thanh Tran, MD	8426 California Ave South Gate	90280 San Antonio	Private Partner
The Children's Clinic	2801 Atlantic Ave Long Beach	90806 Long Beach	Private Partner
Tieng Van Nguyen, MD	625 East Valley Boulevard, Ste. San Gabriel	91776 Alhambra	Private Partner
Torrance Health Center	2300 West Carson Street Torrance	90501 Torrance	DHS
Universal Care - Bellflower	17660 Lakewood Boulevard Bellflower	90706 Bellflower	Private Partner
Universal Care - Long Beach	3200 Long Beach Blvd Long Beach	90807 Long Beach	Private Partner
Universal Primary Care - Atwater	3133 Glendale Blvd Los Angeles	90039 Central	Private Partner
Universal Primary Care - Central Ave.	1500 S Central Ave, #100 Glendale	91204 Glendale	Private Partner
Universal Primary Care - Chevy Chase Dr	1560 E Chevy Chase Dr, #245 Glendale	91206 Glendale	Private Partner
Universal Primary Care - Colorado	1704 Colorado Boulevard Los Angeles	90041 Northeast	Private Partner
Universal Primary Care - Highland Park	5059 York Blvd Los Angeles	90042 Northeast	Private Partner
URDC - Bill Moore Community Health Clinic	1460 North Lake Avenue, Suite 1 Pasadena	91104 Pasadena	Private Partner

**LOS ANGELES COUNTY - DEPARTMENT OF HEALTH SERVICES
LIST OF DHS-OPERATED, DHS PPP/GR SITE PROVIDERS
FISCAL YEAR 2002-03 FIRST QUARTER**

NAME	ADDRESS			HEALTH DISTRICT	CONTROL
Valley Community Clinic	5648 Vineland Avenue	North Hollywood	91601	East Valley	Private Partner
Vaughn School Based Clinic	13330 Vaughn Street	San Fernando	91340	East Valley	DHS
Venice Family Clinic	604 Rose Avenue	Venice	90291	West	Private Partner
Venice Family Clinic - Burke Health Center	2509 Pico Boulevard	Santa Monica	90405	West	Takeover
Venice Family Clinic - UCLA	323 S Lincoln Blvd	Venice	90402	West	Private Partner
Venice Family Clinic - Venice Health Center	905 Venice Boulevard	Venice	90291	West	Private Partner
VNA Foundation - Mobile Van	44733 N. Date Ave.	Lancaster	93534	Antelope Valley	Private Partner
Watts Health Foundation	10300 South Compton Avenue	Los Angeles	90002	South	Private Partner
Watts Health Foundation - El Dorado	4450 W Century Blvd	Inglewood	90304	Inglewood	Private Partner
Westside Neighborhood Clinic	1436 West 23rd Street	Long Beach	90810	Long Beach	Private Partner
Westside Women's Health Center	1711 Ocean Park Blvd	Santa Monica	90405	West	Private Partner
Whittier Health Center	7643 South Painter Avenue	Whittier	90602	Whittier	DHS
Wilmington Community Clinic	1009 North Avalon Boulevard	Wilmington	90744	Harbor	Private Partner
Wilmington Health Center	1325 Broad Avenue	Wilmington	90744	Harbor	DHS
Yu Care Medical Group, Inc.	210 North Garfield Avenue, #203	Monterey Park	91754	Alhambra	Private Partner

Rev. 12/02

Los Angeles County - Department of Mental Health
 List of DMH-Operated Site Providers (Included in the 1115 Waiver Claim)
 Fiscal Year 2002-03 First Quarter (July 2002 through September 2002)

ATTACHMENT II

PROVIDER NO.	PROVIDER'S NAME	PROVIDER'S ADDRESS	CITY	STATE	ZIP CODE
1904	ANTELOPE VALLEY MHS	349-A EAST AVENUE, K-6, SUITE A	LANCASTER	CA	93535
1909/7206	HOLLYWOOD MENTAL HEALTH CENTER	1224 NORTH VINE STREET	LOS ANGELES	CA	90038
7241	LAC-DMH OLDER ADULT SERVICES	320 WEST TEMPLE ST, 15TH FLOOR	LOS ANGELES	CA	90012
7191	EDMUND D. EDELMAN W MHC CH & FM	11080 W. OLYMPIC BLVD., 1ST FLOOR	LOS ANGELES	CA	90064
1930	RIO HONDO COMMUNITY MHC	17707 SOUTH STUDEBAKER ROAD	CERRITOS	CA	90703
7267	LATINO MENTAL HEALTH CENTER	1720 EAST 120TH STREET	LOS ANGELES	CA	90059
7094	MACLAREN CHILDRENS CTR MH UNIT	4024 NORTH DURFEE AVENUE	EL MONTE	CA	91732
7175	CONTINUING CARE-METRO OUTPT	11400 NORWALK BLVD., BOX 65	NORWALK	CA	90650
7216	SMART	550 SOUTH VERMONT AVENUE	LOS ANGELES	CA	90020
6840	SAN FERNANDO MHS	15535 SAN FERNANDO MISSION BLVD	MISSION HILLS	CA	91345
7064	COASTAL ASIAN PACIFIC MHS	14112 SOUTH KINGSLEY DRIVE	GARDENA	CA	90247
1928	SAN PEDRO MENTAL HEALTH SERVICES	769 WEST THIRD STREET	SAN PEDRO	CA	90731
1938	COMPTON MENTAL HEALTH CENTER	322 WEST COMPTON BLVD, STE 202	COMPTON	CA	90220
1905	SANTA CLARITA VALLEY MH CENTER	25050 PEACHLAND AVENUE, STE. 203	NEWHALL	CA	91321
7096	COMMUNITY LIVING PGM-OUTPT	4732 ELMWOOD #3	LOS ANGELES	CA	90004
1914	NORTHEAST MENTAL HEALTH CENTER	5321 VIA MARISOL	LOS ANGELES	CA	90042
7057	DOWNTOWN MENTAL HEALTH CENTER	529 SOUTH MAPLE STREET	LOS ANGELES	CA	90013
6857	ROYBAL FAMILY MHS	245 SOUTH FETTERLY AVENUE	LOS ANGELES	CA	90022
6841	WEST VALLEY MENTAL HEALTH CENTER	7621 CANOGA AVENUE	CANOGA PARK	CA	91304
6859	DMH AT HARBOR UCLA MEDICAL CENTER	1000 WEST CARSON ST., BLDG. D-5	TORRANCE	CA	90509
6849	LA CENTRAL CONTINUING CARE SRVCS	2020 ZONAL AVENUE, IRD RM 115	LOS ANGELES	CA	90033
6864	AUGUSTUS F. HAWKINS COMP MHC	1720 EAST 120TH STREET	LOS ANGELES	CA	90059
7213	INTENSIVE CASE MANAGEMENT PROGRAM	1925 NORTH DALY STREET	LOS ANGELES	CA	90031
7171	COUNTYWIDE CHILDRENS CASE MNGM	550 SOUTH VERMONT AVENUE	LOS ANGELES	CA	90020
7217	M.E.T. (MENTAL EVALUTATION TEAM)	550 SOUTH VERMONT AVENUE	LOS ANGELES	CA	90020
1906	EDMUND D. EDELMAN WESTSIDE MHC	11080 WEST OLYMPIC BLVD.	LOS ANGELES	CA	90064
1935	SOUTH BAY MHS	2311 WEST EL SEGUNDO BLVD	HAWTHORNE	CA	90250
7207	LONG BEACH ASIAN PAC MH PROG	1975 LONG BEACH BLVD	LONG BEACH	CA	90806
1927	LONG BEACH MHS ADULT CLINIC	1975 LONG BEACH BLVD	LONG BEACH	CA	90806
1908	WEST CENTRAL FAMILY MHS	3751 STOCKER STREET	LOS ANGELES	CA	90008
1917	ARCADIA MHS	330 EAST LIVE OAK AVENUE	ARCADIA	CA	91006
1926	LONG BEACH CHILD & ADOL CLINIC	425 EAST COMPTON BLVD.	COMPTON	CA	90220
1939	SAN ANTONIO MHC SOMOS FAMILIA	6450 GARFIELD AVENUE	BELL GARDENS	CA	90201
7183	HIV MENTAL HEALTH TEAM	1224 NORTH VINE STREET	LOS ANGELES	CA	90038
7206	PATIENT EMERGENCY COORD SRV	550 S. VERMONT AVENUE	LOS ANGELES	CA	90020
7340	VALLEY COORDINATED CHILDREN'S SVCS.	19231 VICTORY BOULEVARD #110	RESEDA	CA	91335

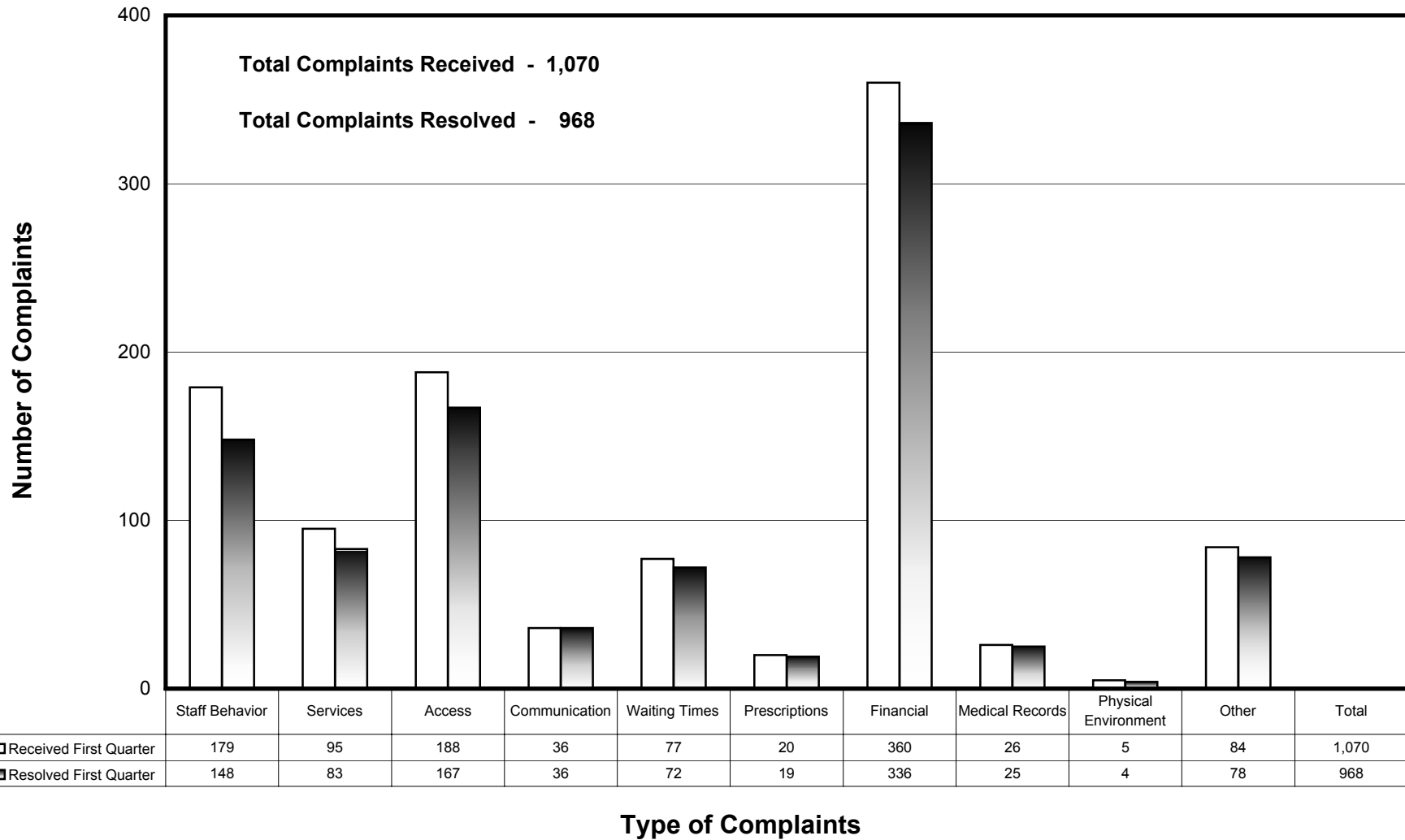
Rev. 12/15/02

Los Angeles County - Department of Mental Health
List of DMH-Contracted Site Providers (Included in the 1115 Waiver Claim)
Fiscal Year 2002-03 First Quarter (July 2002 through September 2002)

ATTACHMENT II

PROVIDER'S NAME	PROVIDER'S ADDRESS	CITY	STATE	ZIP CODE
South Central Health & Rehab Program (SCHARP)	2610 Industry Way, Suite A	Lynwood	CA	90262
Exodus Recovery, Incorporated	923 South Catalina Avenue	Redondo Beach	CA	90277
Star View Adolescent Center	4025 West 226th Street	Torrance	CA	90505
Aspen Health Services Corporation	21520 SouthPioneer Blvd., Suite 110	Hawaiian Garden	CA	90716
SHIELDS for Families Project, Incorporated	1721 East 120th Street, Trailer 6	Los Angeles	CA	90059
Children's Institute International	711 South New Hampshire Avenue	Los Angeles	CA	90005
Children's Bureau of Southern California	3910 Oakwood Avenue	Los Angeles	CA	90004
Youth Intervention Program	4625 Crenshaw Blvd.	Los Angeles	CA	90043
Enrichment Through Employment	1840 West 220th Street, Suite 310	Torrance	CA	90501
Foothill Family Service	118 S. Oak Knoll Avenue	Pasadena	CA	91101
Barbour and Floyd Associates	2610 Industry Way, Suite A	Lynwood	CA	90262
Los Angeles Unified School District	6651 Balboa Blvd.	Van Nuys	CA	91406
Hamburger Home (Aviva)	1701 Camino Palmero	Los Angeles	CA	90046
Intercommunity Child Guidance Center	8106 South Broadway	Whittier	CA	90606
Homes for Life Foundation	8929 South Sepulveda Blvd., Suite 506	Los Angeles	CA	90045
AIDS Project Los Angeles, Incorporated	1313 North Vine Street	Los Angeles	CA	90028
Asian Rehabilitation Services, Incorporated	1701 East Washington Blvd.	Los Angeles	CA	90021-3124
Assoc League Of Mex-Amer dba ALMA Family Svcs	9140 Whittier Blvd.	Pico Rivera	CA	90660
Alcott Center for Mental Health Services	1433 South Robertson Blvd.	Los Angeles	CA	90035
Community Family Guidance Ctr (Fam Youth & Stars)	10929 South Street #208B	Cerritos	CA	90701
Dubnoff Center for Child Development	10526 Dubnoff Way	No. Hollywood	CA	91606
El Centro De Amistad, Incorporated	566 South Brand Blvd.	San Fernando	CA	91340
ENKI Hlth and Research, Sys, Inc. (Children & Youth)	21601 Devonshire Street, Suite 112	Chatsworth	CA	91311
Filipino-American Services Group, Incorporated	135 North Park View Street	Los Angeles	CA	90026
1736 Family Crisis Center	3375 South Hoover Street, Suite K	Los Angeles	CA	90007
Hathaway Children and Family Services	P.O. Box 923670	Sylmar	CA	91392-3670
Clontarf Manor	18432 Gridley Road	Artesia	CA	90701
Hillside Home for Children (Church Home)	940 Avenue 64	Pasadena	CA	91105
Korean Youth & Community Center, Incorporated	680 South Wilton Place	Los Angeles	CA	90005
Los Angeles Center For Therapy and Education	13130 Burbank Blvd.	Van Nuys	CA	91401
Los Angeles Child Guidance Clinic	3787 South Vermont Avenue	Los Angeles	CA	90007
Los Angeles Gay and Lesbian Comm Services Center	P.O. Box 2988	Los Angeles	CA	90078-2988
LAMP, Incorporated	627 San Julian Street	Los Angeles	CA	90014
Mental Health Association in LA County	1336 Wilshire Blvd, 2nd Floor	Los Angeles	CA	90017
National Foundation for the Treatment (Penny Lane)	15317 Raven Street	North Hills	CA	91343
Ocean Park Community Center	1453 16th Street	Santa Monica	CA	90404
Pacific Clinics	909 South Fair Oaks	Pasadena	CA	91105
Pasadena Children's Training Society (Sycamores)	210 South Delacey Street, Suite 110	Pasadena	CA	91105-2006
Greater Long Beach Child Guidance Center, Incorporated	P.O. Box 1428	Long Beach	CA	90801-1428
Child and Family Guidance Center (SFV)	9650 Zelzah Avenue	Northridge	CA	91325
San Fernando Valley Community MHC	14545 Sherman Circle	Van Nuys	CA	91405
Health View Inc. (San Pedro)	921 South Beacon Street	San Pedro	CA	90731
Child and Family Center (Santa Clarita Valley Child)	21704 Golden Triangle Rd Suite 120	Santa Clarita	CA	91350
Center for Healthy Aging (Sen Hlth & Peer Counseling)	1527 Fourth Street	Santa Monica	CA	90404-1398
St. Joseph Center	204 Hampton Drive	Venice	CA	90291
Social Model Recovery Systems, Incorporated	250 East Rowland Street	Covina	CA	91723
South Bay Children's Health Center	410 South Camino Real	Redondo Beach	CA	90277
Special Service For Groups	605 West Olympic Blvd., Suite 600	Los Angeles	CA	90015
Saint John's Hospital and Health Center	1339 20th Street	Santa Monica	CA	90404
Traveler's Aid Society of Los Angeles	1720 North Gower Street	Los Angeles	CA	90028
United Cambodian Community, Incorporated	2338 East Anaheim Street, Suite 200	Long Beach	CA	90804
Verdugo Mental Health Center	1540 East Colorado Street	Glendale	CA	91205
Watts Labor	10950 South Central Avenue	Los Angeles	CA	90059
Westside Center For Independent Living, Incorporated	12901 Venice Blvd.	Los Angeles	CA	90066
Work Orientation and Rehabilitation Center	1977 North Garey Avenue #6	Pomona	CA	91767
Step-Up On Second Street, Incorporated	1328 2nd Street	Santa Monica	CA	90401-1122
Institute for the Redesign of Learning (Almanson)	1955 Fremont Avenue	South Pasadena	CA	91030
Stirling Academy, Incorporated	P.O. Box 31824, Village Center Road, Suite E	Westlake Village	CA	91361-4315
Vista Del Mar Child and Family Services (Jewish)	3200 Motor Avenue	Los Angeles	CA	90034
Prototypes	155 N. Madison Avenue	Pasadena	CA	91101

**Los Angeles County - Department of Health Services
Summary of Patient Complaints
Fiscal Year 2002-03 First Quarter**



Source: Cluster CEOs

Description: This chart reflects patient complaints reported at DHS facilities during Fiscal Year 2002-03 First Quarter (July 2002 through September 2002).

LOS ANGELES COUNTY ♦ DEPARTMENT OF HEALTH SERVICES
Summary of Referrals Received by the DHS Referral Centers
Fiscal Year 2002-03 First Quarter

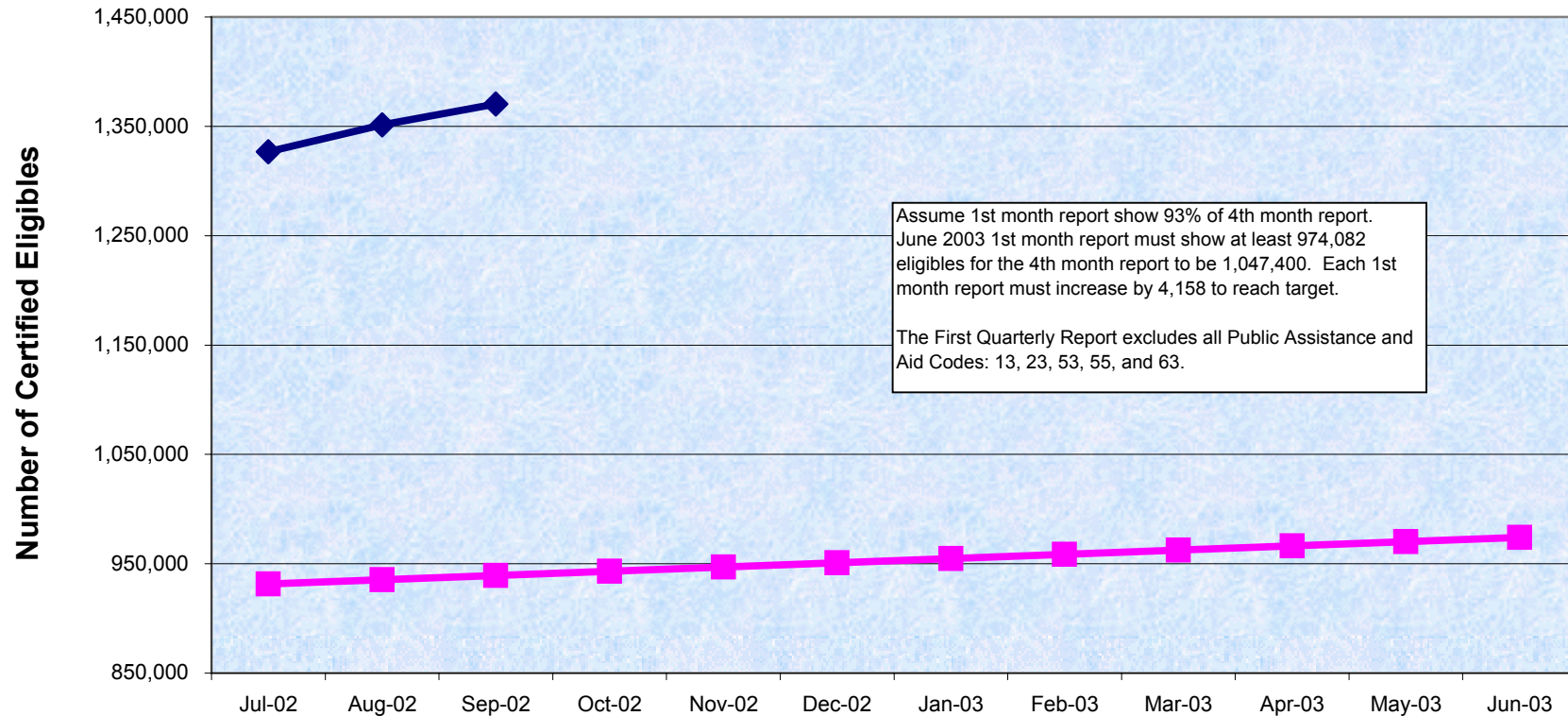
Fiscal Year 2002-03 First Quarter							
	HARBOR-UCLA MEDICAL CENTER (ADULT) REFERRAL CENTER	HARBOR-UCLA MEDICAL CENTER (PEDS) REFERRAL CENTER	HIGH DESERT HOSPITAL REFERRAL CENTER	KING/DREW MEDICAL CENTER REFERRAL CENTER	LAC+USC HEALTHCARE NETWORK REFERRAL CENTER	VALLEYCARE REFERRAL CENTER (OLIVE VIEW-UCLA MEDICAL CENTER)	TOTAL
Appropriate/Approved	3,663	735	2,272	7,288	7,654	6,874	28,486
Inappropriate/Denied	525	18	38	173	432	295	1,481
Incomplete/Deferred	441	10	21	93	8,760	29	9,354
Total Referrals Received	4,629	763	2,331	7,554	16,846	7,198	39,321

* Reflects only referrals reported to the Medicaid Demonstration Project Office by December 6, 2002.

Source: Monthly Referral Center Reports forwarded to the Medicaid Demonstration Project Office.

Description: This table reflects the volume of referrals received by the DHS Referral Centers during FY 2002-03 First Quarter (July 2002 through September 2002).

Trends in First Month Reporting of Medi-Cal Eligibles July 2002 through June 2003

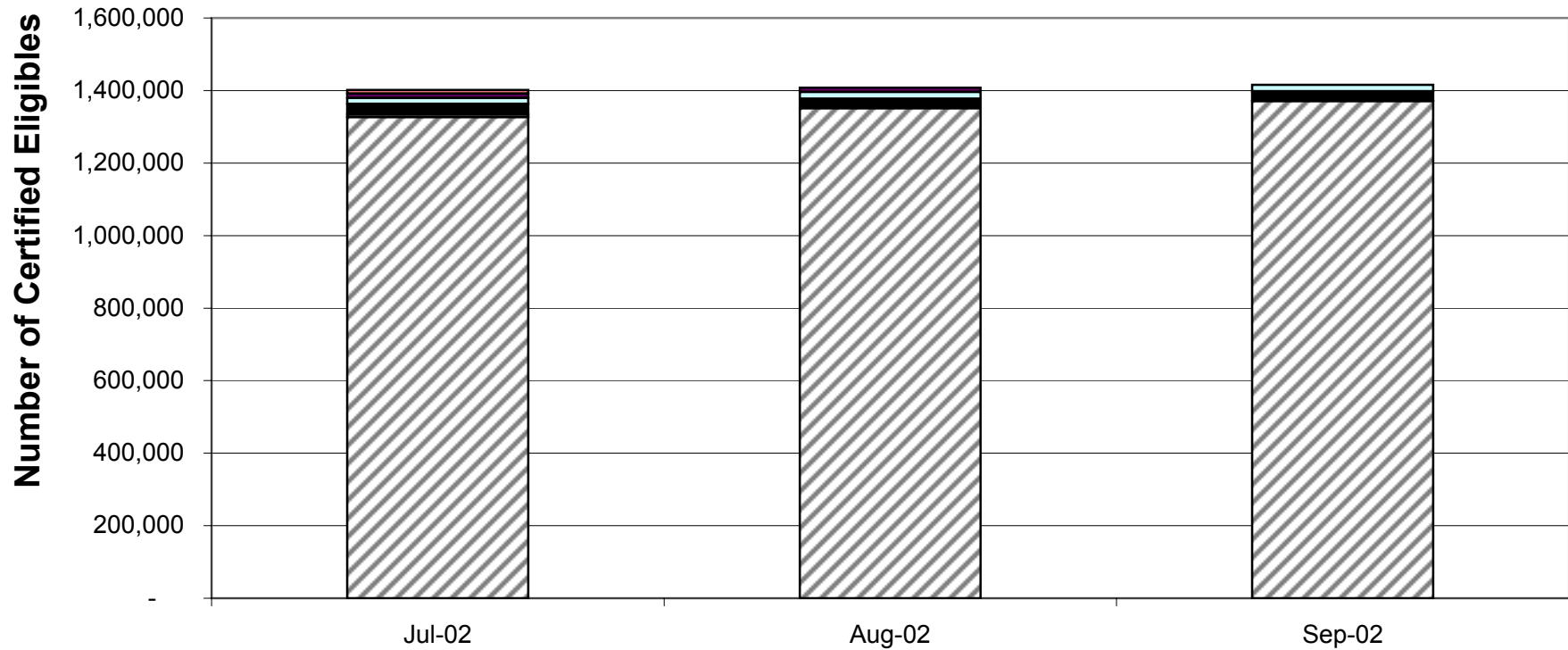


	Jul-02	Aug-02	Sep-02	Oct-02	Nov-02	Dec-02	Jan-03	Feb-03	Mar-03	Apr-03	May-03	Jun-03
Actual 1st Mo. Report	1,326,633	1,351,428	1,370,490									
Target 1st Mo. Report	931,542	935,409	939,277	943,144	947,011	950,878	954,746	958,613	962,480	966,347	970,215	974,082

Month of Eligibility

This graph shows the targeted number of Los Angeles County certified eligibles that must be reflected in the first month Medi-Cal Eligibility Data System (MEDS) report in order for the County to reach 1,047,400 eligibles by June 2003. The targets are compared to the actual first month MEDS report to show that eligibility is increasing sufficiently to meet the June 2003 goal.

Increase in Medi-Cal Eligibles for July 2002 through September 2002



	Jul-02	Aug-02	Sep-02
6th month increase	9,969		
5th month increase	12,305	12,289	
4th month increase	16,570	18,296	17,592
3rd month increase	28,413	25,273	27,378
2nd month increase	7,697	625	(4,855)
1st month report	1,326,633	1,351,428	1,370,490

Total Reported as of 12/02: 1,401,587 1,407,911 1,411

This graph represents the Medi-Cal eligibles for the months of July 2002, August 2002, and September 2002, showing increases in eligibility as cases are added retroactively to past months.